



DNA Total Solution for Illumina

D N A
T o t a l
S o l u t i o n
f o r
I l l u m i n a

2022

stratech.co.uk/vazyme | info@stratech.co.uk
Science and technology Make a Healthier Life





2012
|
2022

About Vazyme

Founded in 2012, Vazyme is now a leading biotechnology company in China, conducting research and development both in technology and products focusing on functional proteins, such as enzymes, antigens, antibodies, and polymer organic materials. Relying on an in-house generic technology platform, Vazyme has successively moved into various business areas ranging from biological research, in vitro diagnosis (IVD) to biopharmaceutical. Equipped with both independent technology development and terminal products manufacturing capabilities, Vazyme is now ready to power the biotechnology industry.





Development of Core Technology

Since its establishment, Vazyme has always adhered to the business philosophy—— R&D is the core. Through years of relentless efforts, Vazyme has achieved a lot in biomedical science. For instance, we have developed various kinds of biological preparations, covering but not limited to high-throughput sequencing library series, PCR, qPCR, molecular clone, reverse transcription and 8 sets of POCT diagnostic reagents used to detect heart and cerebral vessels, inflammation, sound child rearing, and gastric function, etc. Now Vazyme has expanded the customer portfolio to a wider range, including scientific research institutions, high-throughput sequencing service companies, molecular diagnostic reagent manufacturers, pharmaceutical companies, CRO companies, hospitals and other medical institutions.

Innovation & Reservation of Talents

Based on self-established core technologies, Vazyme has built an independent generic technology platform to meet the needs of large-scale research and development of products quickly and efficiently. Now we have over 200 kinds of genetic engineering recombinases, more than 1000 kinds of high-performance antigens, mAb and other critical materials. In addition, Vazyme owns above 500 terminal products that are widely applied in science research, high-throughput sequencing, IVD, pharmaceutical and vaccine research development, animal quarantine, etc.

Vazyme's powerful R&D strength is supported by a strong research and innovation team with over 400 multi-disciplinary experts majoring in molecular biology, enzymology, immunology, bioinformatics, organic chemistry and materials science, etc., more than half of which have a master's degree or above. **We have been mentioned in CNS and sub-journals over 180 times and more than 1500 times in various other journals. The total citation of papers so far has reached to 10000.**

Staying True to the Original Aspiration & Fulfill the Mission

On the way to deepen and broaden the entire product and technology chain, Vazyme stays true to the original aspiration —— "Science and Technology Make a Healthier Life", explores new methods for disease discovery, diagnosis, prevention and treatment, and provides quality products and professional services to create value for clients.

In the past few years, Vazyme has actively engaged in the construction of public health programs, and played a vital role in fighting against African swine fever and COVID-19. **So far we have business cooperation with more than 300 IVD kit manufacturers by providing raw materials and premises for over 800 million population covering more than 30 countries.** In the future, we will continue to contribute to the development of biosafety, and help mankind to overcome the threats posed by major infectious diseases, tumors, and autoimmune diseases!

Product Catalogue



Science and Technology Make a Healthier Life



Contents

DNA Total Solution for Illumina

Background

DNA Library Preparation P01-16

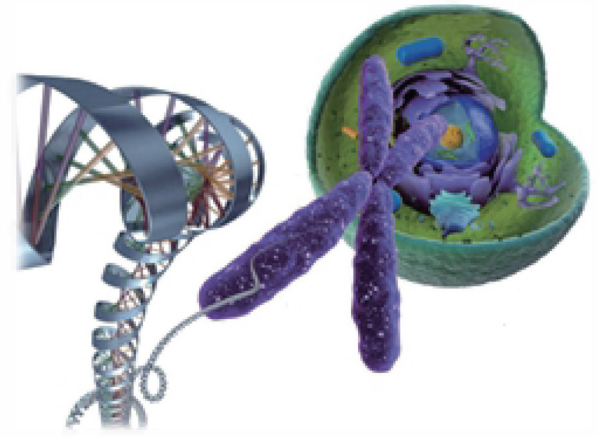
DNA Clean Beads P17-18

Quantification P19-22

Background

● Brief Introduction

Sequencing technology can be traced back to the 1950s. In 1953, Watson and Crick revealed the double helix structure of DNA and the report of early sequencing technology appeared the following year. Sanger et al. invented the double terminal termination sequencing method in 1977, and then ABI company launched the first automatic nucleic acid sequencer on this basis. Since then, sequencing technology has entered the golden age of the first generation sequencing technology represented by the human genome project. However, first-generation sequencing technology is limited in practical application due to its low throughput. With the launch of Roche's 454 sequencing platform in 2005, the sequencing industry began to enter the period of next generation sequencing.



Chromosome and DNA structure

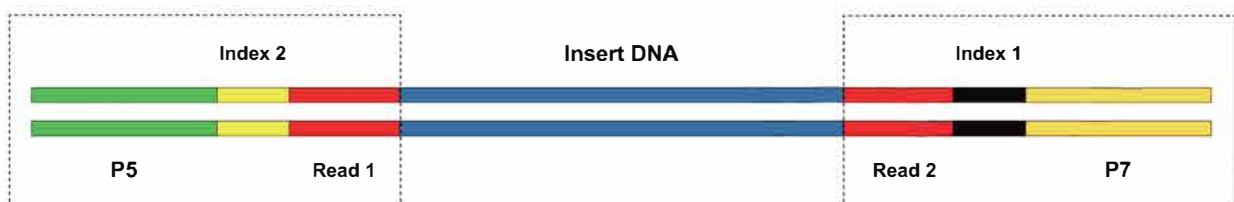
Next generation sequencing (NGS) is currently the most widely used technology and enables rapid and accurate determination of the genetic sequence of any organism, it can provide valuable information for almost all biological questions. With the development of NGS, the Illumina sequencing platform has become the mainstream sequencing technology on the market due to its high throughput and wide market acceptance. NGS usually includes the following processes:

● NGS Process



● DNA Library Preparation

DNA library construction is the foundation of the NGS library technology, and other library building methods have evolved on the basis of this method. Using the library structure in the figure as an example, the Insert DNA is the DNA fragment to be sequenced, the read1/read2 region is the primer complementary sequence to the DNA sequence to be tested during sequencing, the Index1/index2 is used to distinguish different library samples, and P5/P7 is able to complement the sequence on the sequencing chip to generate DNA sequencing clusters. In brief, DNA library construction is the process of adding adapter sequences for the DNA sequence to be tested.



Construction of 2-ended index library for Illumina

DNA library preparation

Product Name	Feature	Cat No.#
Conventional DNA library preparation	VAHTS Universal DNA Library Prep Kit for Illumina V3	ND607
DNA library preparation by enzymatic fragmentation	VAHTS Universal Plus DNA Library Prep Kit for Illumina	ND617
DNA library preparation by enzymatic fragmentation	VAHTS Universal Plus DNA Library Prep Kit for Illumina V2	ND627
DNA library preparation for FFPE	VAHTS Universal Pro DNA Library Prep Kit for Illumina	ND608
Multiplex amplicon DNA library preparation	VAHTS AmpSeq Library Prep Kit V3	NA201NA210
Single index adapter for Illumina	VAHTS DNA Adapters Set 1/Set 2 for Illumina	N801/802
	VAHTS DNA Adapters Set 3 - Set 6 for Illumina	N805-808
Single end index adapters	VAHTS Multiplex Oligos Set 4/5 for Illumina	N321/322
Paired end index adapters	VAHTS AmpSeq Adapters for Illumina	NA111
Multiplex amplicon kit adapters	VAHTS Dual Index UMI DNA Adapters Set 1 - Set 4 for Illumina	N331-334
Low frequency mutation detection	VAHTS Dual UMI UDI Adapters Set 1 -Set 4 for Illumina	N351-354

Magnetic beads

Product Name	Feature	Cat No.#
DNA purification and sorting on magnetic beads	VAHTS DNA Clean Beads	N411

Quantification

Product Name	Feature	Cat No.#
Library absolute quantification kit	VAHTS Library Quantification Kit for Illumina	NQ101-104
Library quantification standards	DNA Standard 1-6	NQ105
Library dilution buffer	VAHTS Universal Plus DNA Library Prep Kit for Illumina V2	NQ106
dsDNA specific detection	Equalbit dsDNA/1 × dsDNA HS Assay Kit	EQ111/121

Separate Modules / Enzymes

Product Name	Cat No.#
VAHTS® Universal End preparation Module for Illumina	N203
VAHTS® Universal Adapter Ligation Module for Illumina	N204
VAHTS Universal Plus Fragmentation, End Preparation & dA-Tailing Module for Illumina	N209
VAHTS HiFi Universal Amplification Mix for Illumina	N618
VAHTS AmpSeq Multi-PCR Module V3	NA215
T4 DNA Polymerase	N101
T4 Polynucleotide Kinase	N102
T4 DNA Ligase (Rapid)	N103
DNA polymerase I Klenow fragment	N104
DNA polymerase I Klenow fragment exo	N105
Phi29 MAX DNA Polymerase	N106
Phanta® Uc Super-Fidelity DNA Polymerase for Library Amplification	P507

DNA Library Preparation


Product Name	Cat No.#	Size	Feature
VAHTS Universal DNA Library Prep Kit for Illumina V3	ND607	24 rxn/96 rxn	Conventional DNA library preparation
VAHTS Universal Plus DNA Library Prep Kit for Illumina	ND617	24 rxn/96 rxn	DNA library preparation by enzymatic fragmentation
VAHTS Universal Plus DNA Library Prep Kit for Illumina V2	ND627	24 rxn/96 rxn	DNA library preparation by enzymatic fragmentation
VAHTS Universal Pro DNA Library Prep Kit for Illumina	ND608	24 rxn/96 rxn	DNA library preparation for FFPE
VAHTS AmpSeq Library Prep Kit V3	NA210	24 rxn/96 rxn	Multiplex amplicon DNA library preparation
VAHTS DNAAdapters Set 1/Set2 for Illumina	N801/802	10 µl/40 µl	Single end index adapters
VAHTS DNAAdapters Set 3 -Set 6 for Illumina	N805-808	20 µl	Single end index adapters
VAHTS Multiplex Oligos Set 4/5 for Illumina	N321/322	192 rxn	Paired end index adapters
VAHTS AmpSeq Adapters for Illumina	NA111	12×10 rxn 24×10 rxn	Multiplex amplicon kit adapters
VAHTS Dual Index UMI DNAAdapters Set 1 - Set 4 for Illumina	N331-334	20 µl	Low frequency mutation detection
VAHTS Dual UMI UDI Adapters Set 1 - Set 4 for Illumina	N351-354	96 rxn	Low frequency mutation detection

VAHTS Universal DNA Library Prep Kit for Illumina V3

Description

VAHTS Universal DNA Library Prep Kit for Illumina V3 is rapid and efficient DNA library construction optimized for sequencing platform. Reagents are available in a mix format, which allows easy and rapid library construction, resulting in successful library construction in as little as 75 min. VAHTS Universal DNA Library Prep Kit for Illumina V3 provides a substantial boost in library conversion and amplification library output through overall improvements to the end repair module, ligation module, and library amplification module, further improving starting volume compatibility (100 pg - 4 µg) while being compatible across multiple template types (gDNA, FFPE DNA, cfDNA, Amplicons, etc.), seamless adapter targeted capture process. All reagents provided in the kit undergo rigorous quality control and functional validation that maximizes stability and reproducibility of library construction.

Mechanism



Features

1/ Higher molecular diversity

With the same amount of fragmented DNA as the template, the PCR free library was constructed according to the database construction process of each company, and then the qPCR library was quantified. VAHTS Universal DNA Library Prep Kit for Illumina V3 (#ND607) performs better in library conversion rate than similar products and Vazyme's previous generation products (#ND606), ensuring the richness of the library.

2/ Superior library amplification efficiency

With the same amount of fragmented DNA as the template, the library was constructed according to the database construction process of each company, and the library concentration was detected by Qubit. The results show that VAHTS Universal DNA Library Prep Kit for Illumina V3 (#ND607) has greatly improved the library yield compared with similar products and Vazyme's previous generation products (#ND606), which could effectively reduced the possibility of introducing amplification bias with high cycle number.



Figure 1: Comparison of ND607 with other companies' products of the similar type and ND606, effective library output.

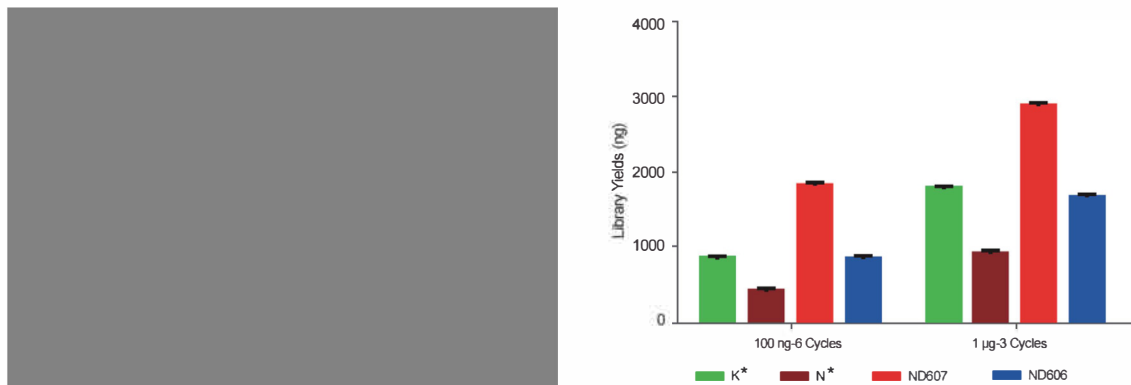


Figure 2: Comparison of ND607 with other companies' similar products and ND606 library output under different cycles.

3/ Leading sequencing data quality in the industry

Library construction was performed using 1 ng of fragmented Arabidopsis gDNA as a template and sequencing was performed using Hiseq X10 PE150 referring to the library process of each company. The results showed that the VAHTS Universal DNA Library Prep Kit for Illumina V3 (#ND607) performed better on sequencing data quality compared to K* products and N* products.

Samples	Raw_reads	Clean_reads	Clean_GC	Clean_Q30	Dup	Adapter	Mapping rate	Unique rate	Coverage
ND607	3323296	3012830	39.0%	79.0%	14.2%	13.9%	93.3%	83.3%	66.5%
ND606	3265738	2938598	39.1%	79.6%	15.1%	14.4%	91.2%	81.7%	65.0%
K*	3265760	2779182	39.0%	78.8%	15.9%	14.9%	65.9%	82.8%	46.2%
N*	4898572	3103820	39.0%	73.7%	19.2%	36.6%	84.7%	81.9%	65.5%

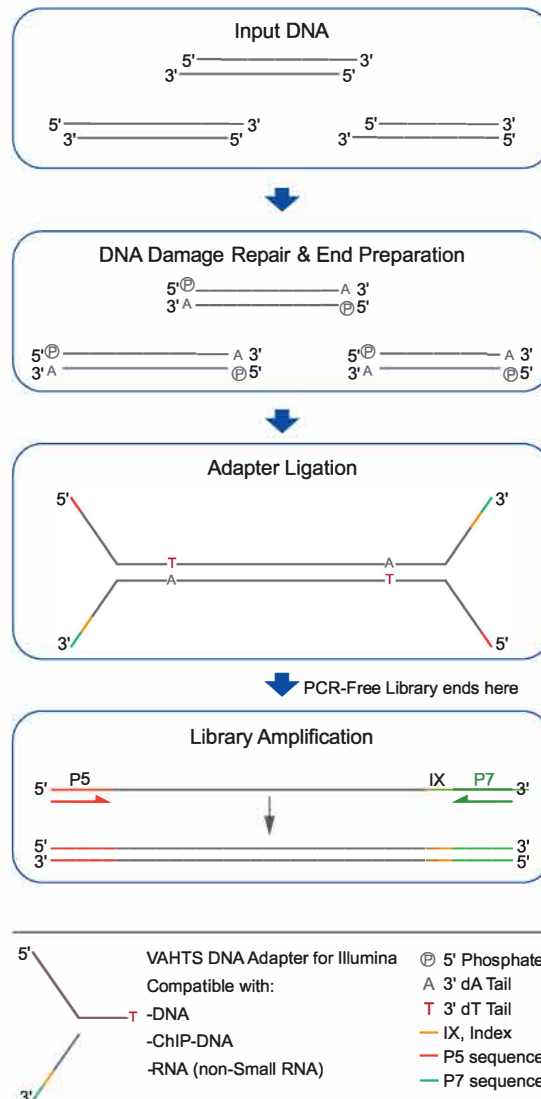
Table 1: Sequencing data quality analysis of ND607 and paralogs.

VAHTS Universal Pro DNA Library Prep Kit for Illumina

Description

VAHTS Universal Pro DNA Library Prep Kit for Illumina is a kind of Illumina high-throughput sequencing platform library construction kit containing DNA repair module. This kit contains DNA damage repair module, which can effectively repair DNA damage caused by formalin fixed paraffin embedding (FFPE). At the same time, it can also be compatible with ordinary DNA samples without affecting the quality of normal DNA sample library. By modifying the end repair module, ligation module and library amplification module, 100 pg - 1 µg input DNA is converted into a special library for Illumina platform, which greatly improves the conversion rate of library and the output of amplified library. It is efficient and compatible with the targeted capture process, which helps to complete the experiment of high-quality library construction.

Mechanism



Features

1/ Type of FFPE damage and repair ability of vazyme ppe DNA repair mixture

FFPE damage type	Deamination of cytosine to uracil	Cutting and notching	Base oxidation	3'-end blocking	DNA fragmentation	DNA-protein crosslinking
Is DNA damage repaired	Yes	Yes	Yes	Yes	No	No

2/ Efficient repair of base damage

The FFPE sample was used as a template for library construction, and His Seq X 10 PE150 was used for sequencing. The off-line data were compared with the mouse genome database on NCBI, and the number of abnormal base mutations in the sample was counted. The results showed that the efficient repair function of Vazyme ND608 significantly reduced the number of abnormal base mutations.



Figure 1: Comparison of abnormal number of bases in different kits.

3/ Superior library conversion

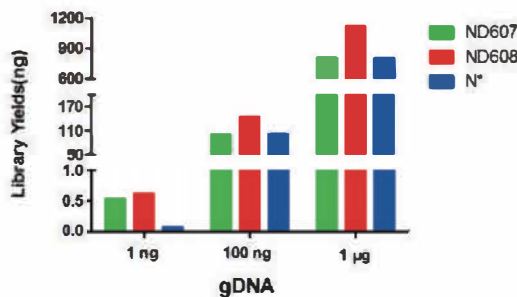


Figure 2: Comparison of transformation rates of different kit libraries. The results show that for different samples and input, ND608 has superior library conversion.

4/ Superior library amplification effects

The FFPE sample was used as a template for library construction, and His Seq X 10 PE150 was used for sequencing. The off-line data were compared with the mouse genome database on NCBI, and the number of abnormal base mutations in the sample was counted. The results showed that the efficient repair function of Vazyme #ND608 significantly reduced the number of abnormal base mutations.

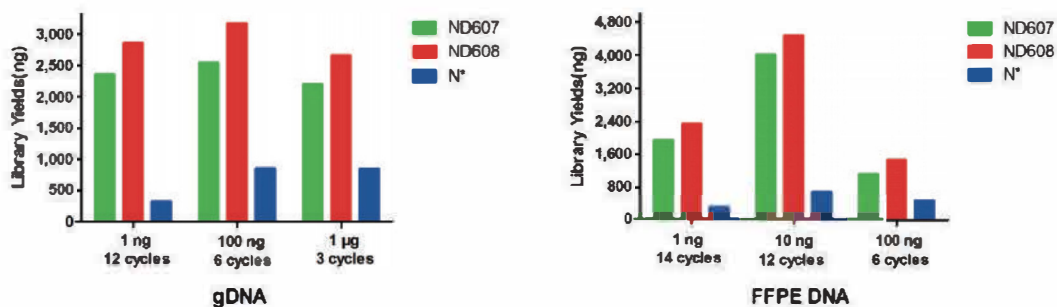


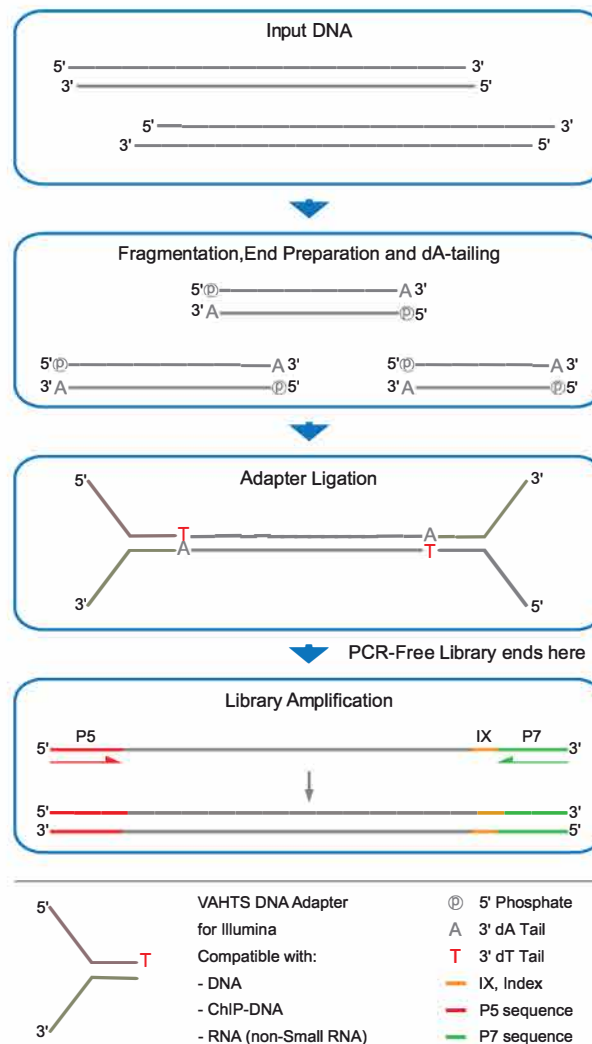
Figure 3: Comparison of amplification efficiency of different kit libraries. The results showed that ND608 had higher library amplification efficiency for different samples and input DNA. At the same yield, the number of cycles required for ND608 can be reduced by 2-3 cycles, thus reducing the amplification preference introduced by high cycle numbers.

VAHTS Universal Plus DNA Library Prep Kit for Illumina

Description

VAHTS Universal Plus DNA Library Prep Kit for Illumina is an ultra rapid DNA library construction kit that combines DNA fragmentation, end repair, and dA tailing in a single step via enzymatic reactions. This kit is extremely compatible and works with gDNA (genomic DNA) of different species' origins, such as animals, plants, and microorganisms, FFPE DNA, etc., 100 pg - 1 µg of DNA by adjusting the interruption time fragmentation of templates into target inserts. The experimental procedures are easy to perform, time-saving, and more labor-saving, especially for library construction with high-throughput samples and automated platforms. All reagents provided in the kits were subjected to rigorous quality control and functional validation, which maximized stability and reproducibility of library construction.

Mechanism



Features

1/ Excellent template type compatibility

The gDNA of 100 ng mouse tissue, HEK293 cells, whole blood samples (Fig. 1) and FFPE samples of different quality levels (Fig. 2) were input respectively, and the fragmentation time was adjusted to construct the library. The results showed that the distribution range of DNA template libraries for different types was basically the same, indicating that Vazyme #ND617 kit had wide compatibility of template types. At the same time, the kit had strong compatibility with FFPE samples of different quality levels.

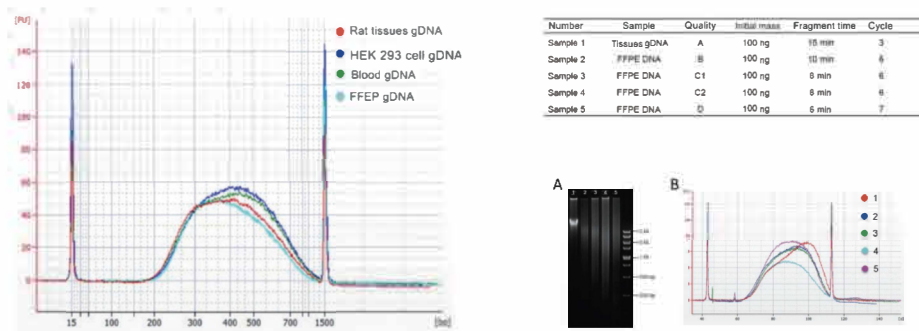


Figure 1: Fragment size distribution of libraries constructed with different types of DNA templates.

Figure 2: Fragment size distribution of libraries constructed from FFPE DNA of different quality grades.

2/ Broad input volume compatibility

The library was constructed with different initial amounts of salmon sperm gDNA as templates, and the fragmentation conditions were 37 °C and 22 min. The results showed that the distribution range of the library was basically the same for different initial amounts of the same species and the same fragmentation time, indicating that the input amount of the kit had a wide compatible range.

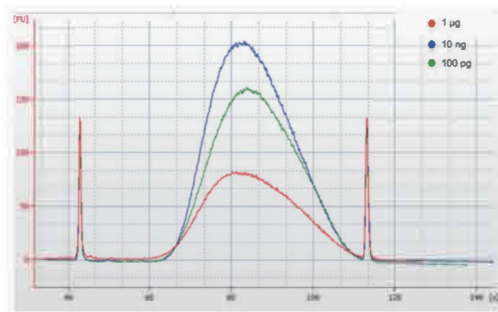


Figure 3: Fragment size distribution of libraries constructed with different DNA starting amounts.

3/ Excellent library conversion

100 pg, 10 ng, 1 µg gDNA and 50 ng FFPE DNA were used as templates, and the PCR free library was constructed according to the operation process of fragment enzyme DNA library construction kit of different manufacturers. The library was quantified by qPCR and the library conversion rate was converted. The results showed that Vazyme #ND617 had a higher library conversion rate than the same type of products of other companies.

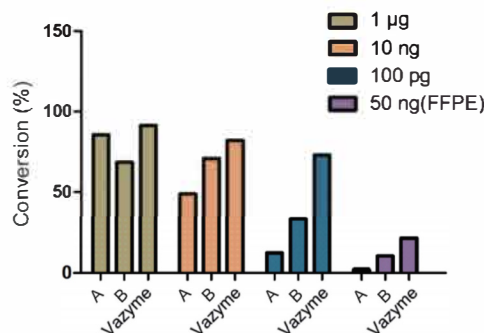


Figure 4: Comparison of conversion rate of each product library.

4/ High quality sequencing data

1 ng of Arabidopsis gDNA was used to construct PCR amplification library, and sorted according to the 350 bp insertion fragment. In the later stage, Hiseq X10 PE 150 was used for sequencing. The results showed that Vazyme #ND617 was superior to similar products of other companies in terms of sequencing data quality.

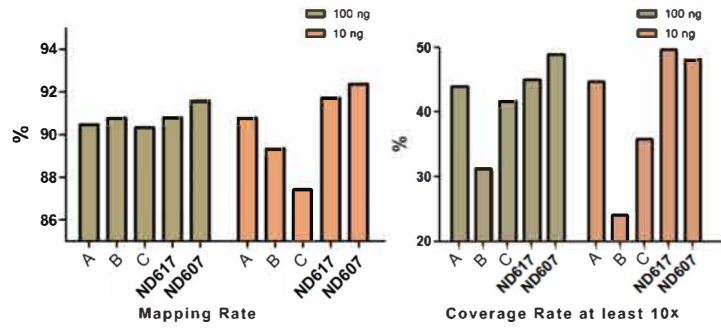


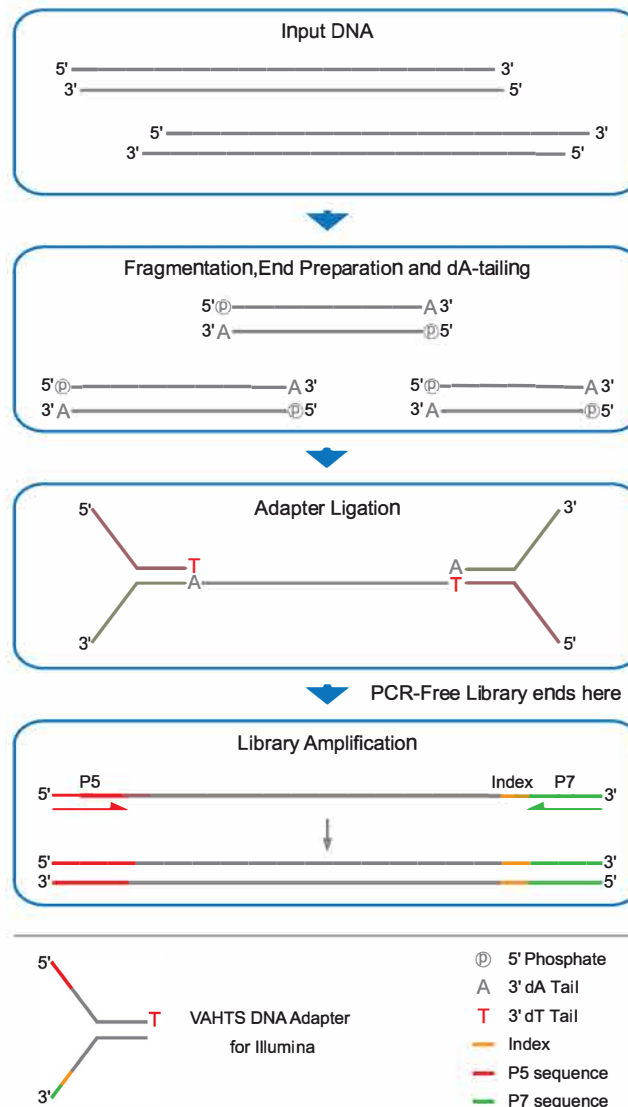
Figure 5: Comparison of sequencing data quality.

VAHTS Universal Plus DNA Library Prep Kit for Illumina V2

Description

VAHTS Universal Plus DNA Library Prep Kit for Illumina V2 (Vazyme #ND627) specifically optimized and upgraded the system on the basis of ND617 to reduce the false-positive mutation in the construction of library by fragment enzyme method from the source. Matching with double ended UDI UMI adapters VAHTS Dual UMI Adapters Set 1 - Set 4 for Illumina (Vazyme #N351-N354) can reduce false positive mutations and make the detection results more accurate and reliable.

Mechanism



Features

1/ High library conversion

The PCR free library was constructed with salmon genomic DNA as template, and the input amount was 1 ng and 1 µg. Compared with similar products of other companies, Vazyme #ND627 had basically the same library conversion rate.

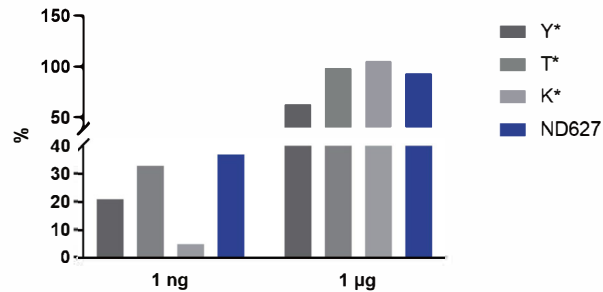


Figure 1: Library transformation rate under different input.

2/ Low background noise

Analyze the proportion of artifact reads of the tested samples. After the library is constructed with Vazyme #ND627, the proportion of artifact reads could be as low as 0.1%, which greatly reduced the false positive detection of SNV/Indel.

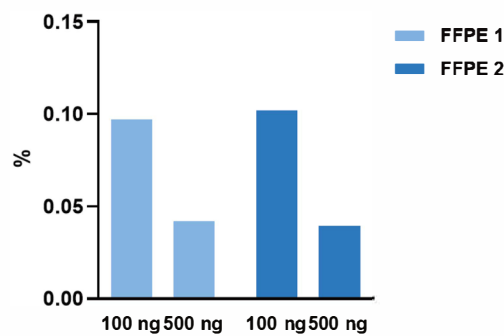


Figure 2: Test to background noise ratio analysis.

3/ Low SNP and indel calls

The sensitivity and accuracy of comprehensive SNP and indel detection were F-measure scored, and Vazyme #ND627 out performed other company products slightly in SNP and indel detection.



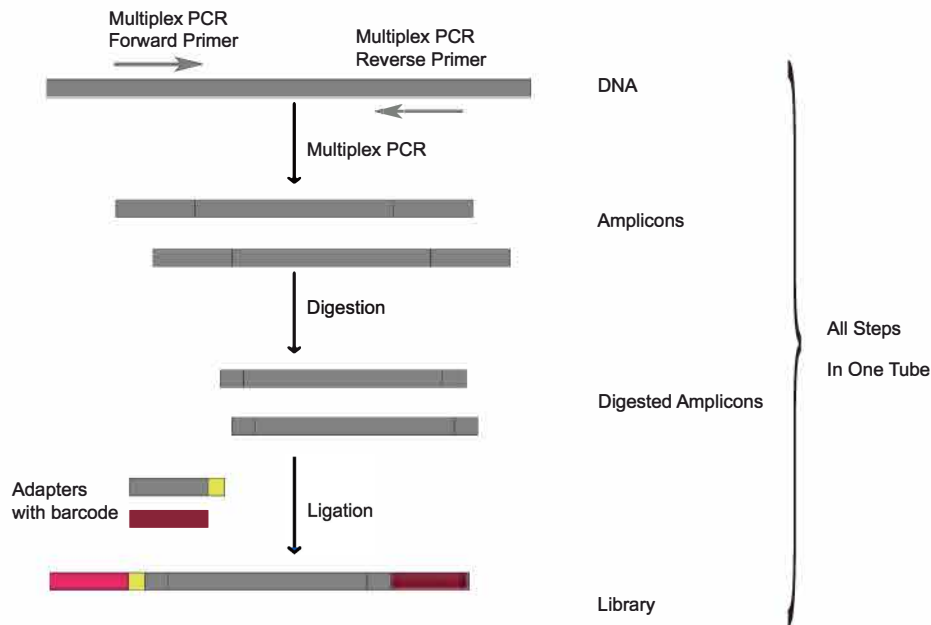
Figure 3: Comparison of conversion rate of each product library.

VAHTS AmpSeq Library Prep Kit V3

Description

VAHTS AmpSeq Library Prep Kit V3 is an amplicon library building kit based on ultra multiplex PCR, introducing core technologies such as terminal primer digestion and connecting adapters to form a library. On the basis of the previous generation (Vazyme #NA201), this kit improves the coverage and uniformity degree of the library. The upgraded digestion module can effectively solve the pollution risk of PCR products and improve the utilization of data, making the results more stable and reliable, and helping researchers and testers to build the library simply, quickly and with high quality.

Mechanism



Features

1/ High output

The process is simple with as little as 5 h from DNA to library amplification, less than 1.5 h by hand, no purification steps in between, and easy automation.

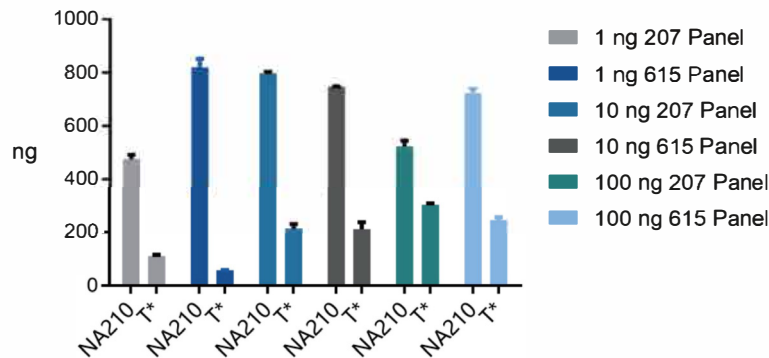


Figure 1: Library yield under different inputs.

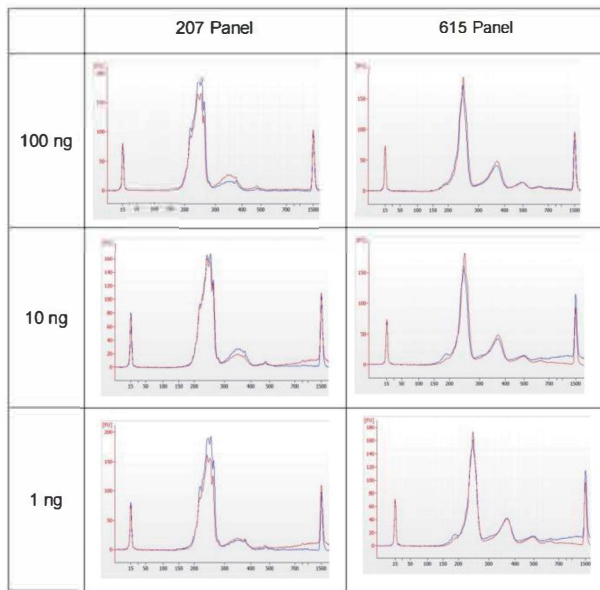


Figure 2: Comparison of peak patterns of DNA library under different inputs.

2/ Better coverage and uniformity degree

Under different starting amounts and panel conditions, the DNA library constructed with 293T cell genomic DNA had better coverage and uniformity than similar products of T* company.

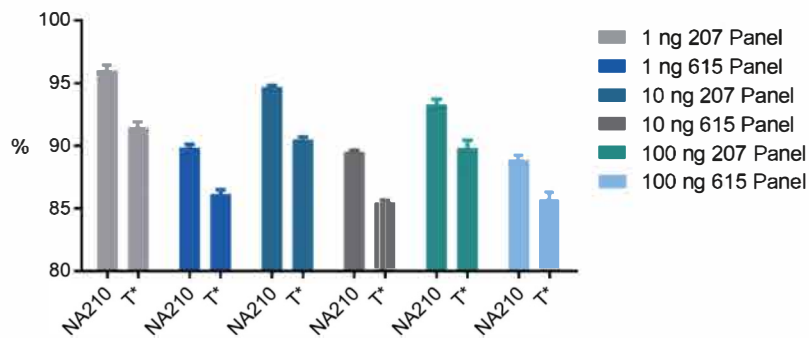


Figure 3: Coverage of genomic DNA from 293T cells.

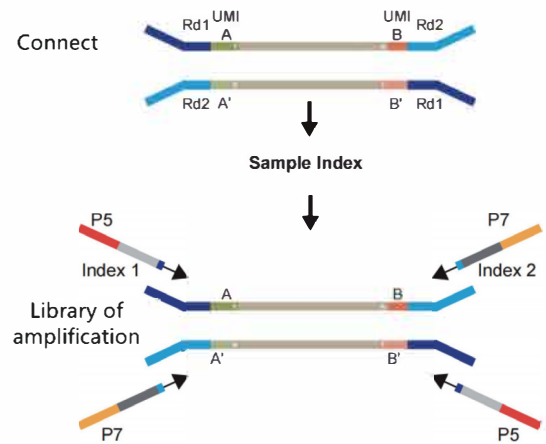


Figure 4: The DNA uniform of 293T cells depth over 2%.

VAHTS Dual UMI UDI Adapters Set 1 - Set 4 for Illumina

Description

VAHTS Dual UMI UDI Adapters Set 1 - Set 4 for Illumina is a DNA library construction kit suitable for Illumina high-throughput sequencing platform. VAHTS Dual UMI Adapters for Illumina is an incomplete two terminal UMI-Y adapter, which is compatible with a variety of library construction kits ligated by A-T. After the adapter is ligated, 5-6 nt unique molecular identifier (UMI) is added at both ends of insert DNA, which can be used to detect low-frequency mutations. In addition, VAHTS UDI primers for Illumina contains a unique dual index (UDI) with specific matching. After the library is expanded, it can realize the double test of two completely independent indexes to minimize the label hopping & Index misassignment, so as to ensure that the reads finally entering the analysis process are closest to the real situation of the sample.



Features

1/ Detection of low frequency mutations down to 0.1%

Using the tumor SNV 0.1% ctDNA standard (containing 11 known mutation sites) as a template, and using N351-N354 and the I* company equivalent for library construction, post capture sequencing on the fly, and the quality of the down stream data was comparable to that of the I* company equivalent. We used GATK4 and Vardict for low-frequency mutation analysis, and the detection of 0.1% low-frequency mutations was better than I* company equivalent.

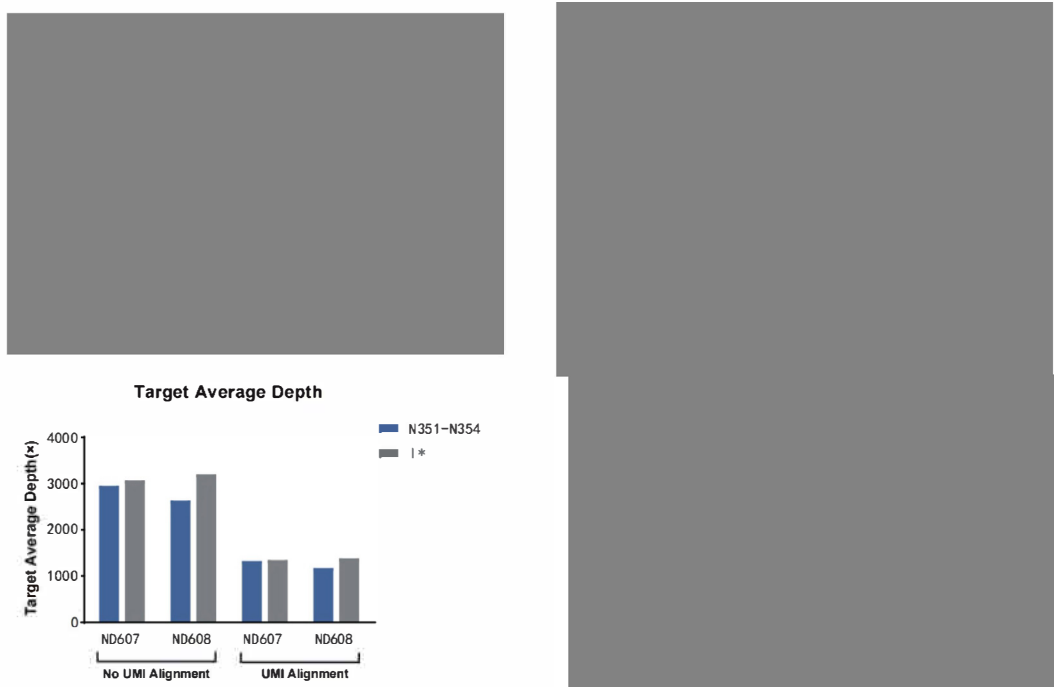


Figure 1: N351-N354 boost low frequency mutation detection.

2/ Reducing tag skipping and mismatches

N351-N354 could effectively reduced the label jump and mismatch of hybridization capture library.

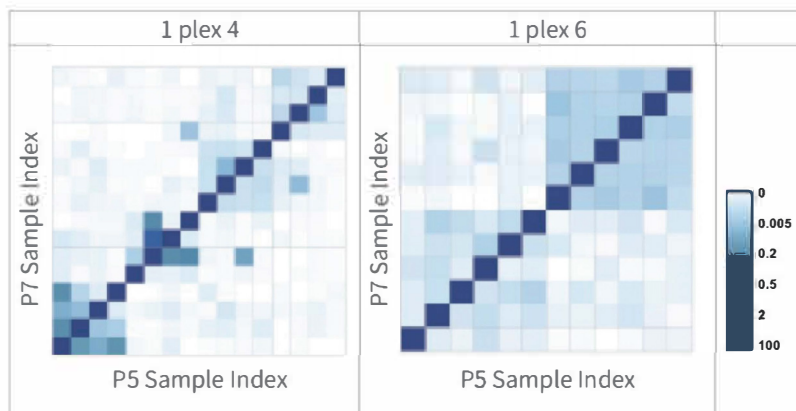


Figure 2: Capture library tag skipping and mismatch detection.

3/ Sequencing based cross contamination quality control

Sequencing after library construction using a single fragment allows up to 99.99% correct ligation of the UDI tag to a single fragment, with a greatly reduced mismatch rate relative to the single end adapter tag.



Figure 3: Sequencing based cross contamination quality control.

VAHTS DNA Adapters Set 1/Set 2 for Illumina



Description

VAHTS DNA Adapters Set 1/Set 2 for Illumina is a special kit for Illumina high-throughput sequencing platform library construction, which is suitable for Illumina high-throughput sequencing platform multi sample DNA library construction.

Set 1 kit (N801) contains 12 different types of DNA adapters 1-12.

Set 2 kit (N802) contains 12 different types of DNA adapters 13-27.

Features

The total number of mixed samples is $12 \times 2 = 24$ kinds

VAHTS DNA Adapters Set 3 - Set 6 for Illumina



Description

VAHTS DNA Adapters Set 3-Set 6 for Illumina is a special kit for Illumina high-throughput sequencing platform library construction, which is suitable for Illumina high-throughput sequencing platform multi sample DNA library construction.

Set 3 kit (N805) contains 24 different types of DNA adapters 96-01 to 96-02.

Set 4 kit (N806) contains 24 different types of DNA adapters 96-25 to 96-48.

Set 5 kit (N807) contains 24 different types of DNA adapters 96-49 to 96-72.

Set 6 kit (N808) contains 24 different types of DNA adapters 96-73 to 96-96.

All adapters provided in the kit have undergone strict quality control and functional verification to ensure the stability and repeatability of library construction to the greatest extent.

VAHTS Multiplex Oligos Set 4/5 for Illumina



Description

VAHTS Multiplex oligos Set 4 - Set 5 for Illumina is a special kit for the construction of Illumina high-throughput sequencing platform library. The kit is combined with VAHTS Universal DNA Library Prep Kit for Illumina V3 (Vazyme #ND607) can be used together to construct up to 384 different combinations of double ended index marker libraries.

VAHTS Multiplex Oligos Set 4 for Illumina (Vazyme #N321): VAHTS Adapters for Illumina, 8 VAHTS I5 PCR Primers (DM501-DM508) and 12 VAHTS i7 PCR Primers (DM701-DM712);

VAHTS Multiplex Oligos Set 5 for Illumina (Vazyme #N322): VAHTS Adapters for Illumina, 8 VAHTS I5 PCR Primers (DM509-DM516) and 12 VAHTS i7 PCR Primers (DM713-DM724).

VAHTS AmpSeq Adapters for Illumina



Description

VAHTS AmpSeq Adapters for Illumina is a dedicated companion kit for Illumina high-throughput sequencing platform library construction by AmpSeq technology and is used in conjunction with the AmpSeq library construction kit to construct multi sample targeted sequencing DNA libraries suitable for Illumina platforms.

NA111-01 contains 12 different types of DNA adapters 1-12.

NA111-02 contains 12 different types of DNA adapters 13-24.

NA111-03 contains 24 different types of DNA adapters 25-48.

NA111-04 contains 24 different types of DNA adapters 49-72.

NA111-05 contains 24 different types of DNA adapters 73-96.

All adapters provided in the kit have undergone strict quality control and functional verification to ensure the stability and repeatability of library construction to the greatest extent.

VAHTS DNA Clean Beads

DNA Clean Beads

Product Name	Cat No.#	Size	Feature
VAHTS DNA Clean Beads	N411	5 ml/60 ml/450 ml	DNA purification and sorting on magnetic beads

VAHTS DNA Clean Beads

Description

VAHTS DNA Clean Beads are based on the principle of SPRI (Solid Phase Reverse Immobilization), and are suitable for DNA purification and size selection for the high-throughput sequencing libraries construction. VAHTS DNA Clean Beads are compatible with DNA and RNA library building kits of various brands and library building processes reported in the literature. They are used in exactly the same way as AMPure XP Beads which are widely used at present. The production and size distribution of the library are consistent with the height of AMPure XP Beads. Therefore, AMPure XP Beads can be seamlessly replaced to effectively reduce the cost of library construction.

Mechanism

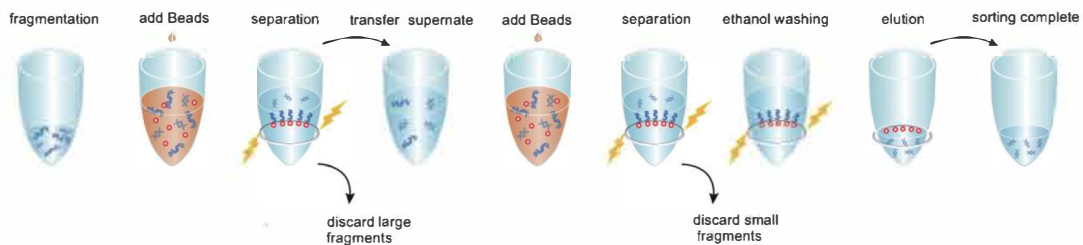
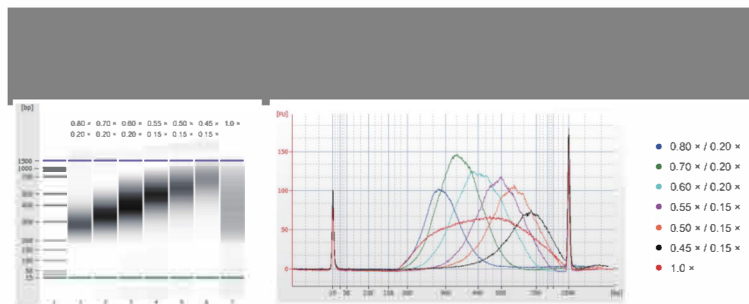


Figure 1: The operation steps of magnetic bead sorting DNA fragments.



50 ng human DNA template was used to construct DNA library. Using VAHTS DNA Clean Beads and AMPure XP Beads to select the average length of about 470, 570, 670 bp library in the same conditions (corresponding insert size is 350, 450, 550 bp). Using the Agilent 2100 Bioanalyzer to analyze.

Figure 2: Schematic diagram of analyzing the sorted library with Agilent 2100 Bioanalyzer.

DNA Library Construction, Compared With AMPure XP Beads

50 ng human DNA template was used to construct DNA library. Using VAHTS DNA Clean Beads and AMPure XP Beads to select the average length of about 470, 570, 670 bp library in the same conditions (corresponding insert size is 350, 450, 550 bp). Using the Agilent 2100 Bioanalyzer to analyze.

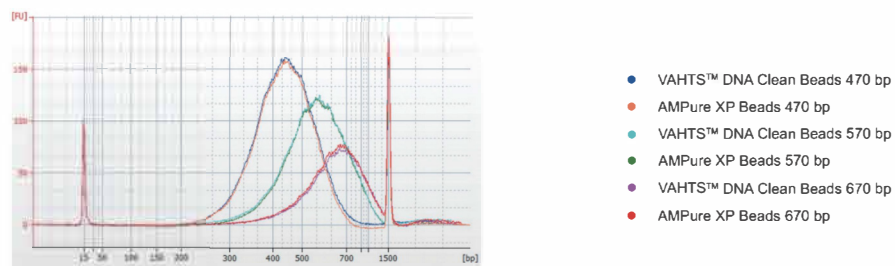


Figure 3: Using Agilent 2100 Bioanalyzer to analyze DNA library.

Quantification

Quantification

Product Name	Cat No.#	Size	Feature
VAHTS Library Quantification Kit for Illumina	NQ101-104	500 rxn each	Library Absolute Quantification Kit
DNA Standard 1-6	NQ105	8 rxn	Library quantification standards
Library Dilution Buffer	NQ106	50 ml	Library Dilution Buffer
Equalbit dsDNA/1 × dsDNA HS Assay Kit	EQ111/121	100/500 assays	dsDNA specific detection

VAHTS Library Quantification Kit for Illumina



Description

This product is a special kit for Illumina platform high throughput sequencing library concentration determination using dye qPCR method. Its working principle is to draw a standard curve using standard materials, and then calculate the absolute concentration of the library to be measured according to the standard curve. The kit uses VAHTS SYBR qPCR Master Mix (a novel dye qPCR premix based on antibody method heat start). The premix has many advantages such as high specificity, high amplification efficiency, wide GC content adaptability and high detection sensitivity, which makes it suitable for the absolute quantification of library.

Features

1/ High amplification efficiency

The Step-One-Plus platform was used to test VAHTS Library Quantification Kit for Illumina and similar products of K* company. The results showed that the standard curve equation R² drawn by Vazyme library quantitative standard and K* company's library quantitative standard were 1 and 0.9999, respectively, and the amplification efficiency was 95% and 94%, respectively.



Figure 1: Comparison of standard curves.

2/ Accurate quantitative results

The quantitative results of Vazyme NQ series and K* company's similar product libraries were basically the same for different lengths of library.



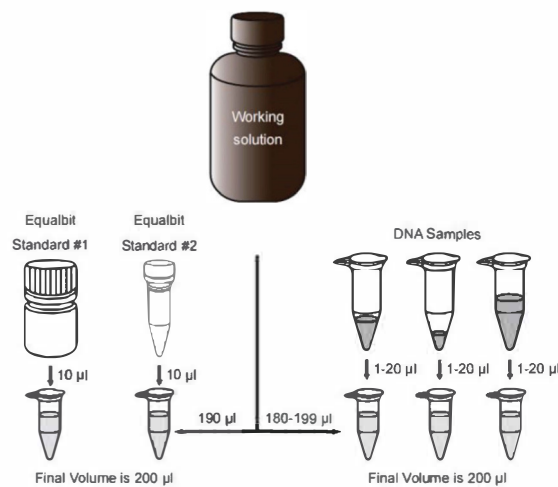
Figure 2: Comparison of quantitative results of different length Libraries.

Equalbit 1 × dsDNA HS Assay Kit

Description

Equalbit 1 × dsDNA HS (High Sensitivity) Assay Kit is a simple, sensitive and accurate fluorescence quantitative assay kit for double stranded DNA (dsDNA). Equalbit 1 × dsDNA HS Assay Kit includes premixed working solution (containing fluorescent dye) and dsDNA standard. The kit has excellent linear relationship with dsDNA samples in the range of 0.2 - 100 ng, and can accurately quantify samples from 10 pg/μl to 100 ng/μl. For some conventional contaminants, such as RNA, salt, free nucleotides, proteins, solvents, detergents and so on have excellent tolerance.

Mechanism



Features

1/ Simple Operation

During the experimental operation, there is no need to prepare working solution. The premix is directly divided into 0.5 ml tubes to add standard or test samples, and the data could be read by using Qubit Fluorometer 2.0, 3.0, 4.0.

2/ High Sensitivity

For 12 dsDNA samples with different concentrations, Vazyme #EQ121 and similar products of T* company were used for linear determination, and the fluorescence value was read by Qubit Fluorometer 3.0. The results showed that the total amount of dsDNA samples had a good linear relationship in the range of 0.2 - 100 ng.

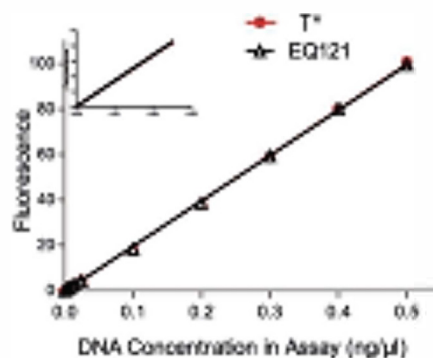


Figure 1: Comparison of 0.2-100 ng linear relationship

The results showed that the deviation rate between Vazyme #EQ121 and similar products of T* company (difference between Vazyme #EQ121 and similar products of T* company/measured value of similar products of T* company) was within 10% near the critical test point.



Figure 2: Plot of results for different operators testing low concentration as well as bias rate

3/ Exceptional Specificity

The results showed that Equalbit 1 × dsDNA HS Assay Kit could specifically bind dsDNA, and even in the presence of RNA, it could still accurately quantify dsDNA, and its performance was comparable to that of similar products of T* company.

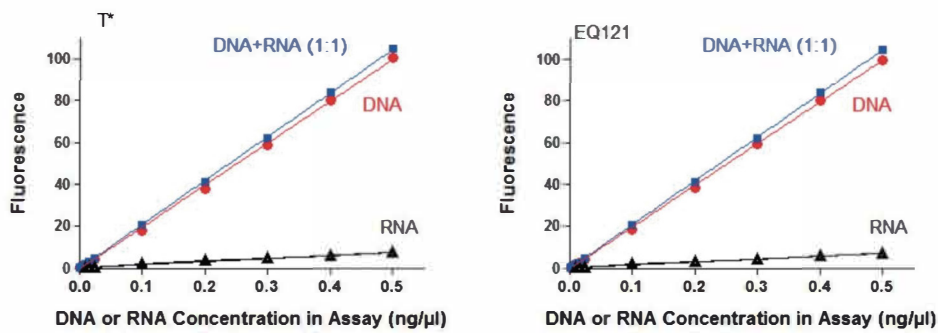


Figure 3: dsDNA specificity detection diagram of EQ121 and similar products of T* company.

4/ Dyes Bind Quickly

The results showed that the deviation between the test results of the two kit after adding samples for 5 min and 1 min was within 10%, indicating that the binding speed of the two kit to dsDNA samples was the same, and saturation could be achieved within 2 min.

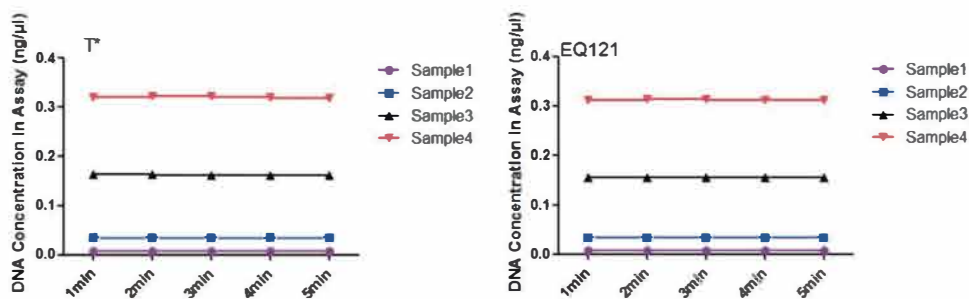


Figure 4: Binding speed of EQ121 with dsDNA dye of similar products of T* company



your first choice for scientific solutions

www.stratech.co.uk

+44 (0) 1638 782600

orders@stratech.co.uk

 @stratech_uk

 @stratechscientifictd

 @stratech-scientific-ltd

free delivery
for uk
universities



we offer a
full product
guarantee



outstanding
technical
support



Published by Vazyme (688105.SH)

*All rights reserved.