

Featured Antibodies

Your Expertise

Our Antibodies

Accelerated Discovery

By offering the highest quality antibodies and reagents supported by extensive research, development, and validation, we are committed to the most stringent standards of product performance and are dedicated to the goal of accelerating your discovery.



Five Pillars of Ab Validation



KO/KD Validation

Knockout/Knockdown



Comparable Abs

Comparable Antibodies



IP/MS Analysis

IP/MS Analysis




Orthogonal Validation

Biological and Orthogonal Characteristics



Protein Overexpression

Protein Overexpression



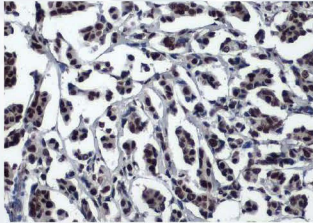


PD-L1 antibody [HL1041] (GTX635975)

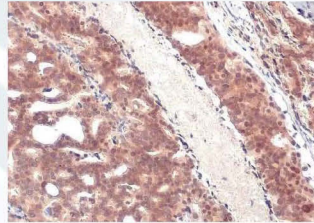


| Human Tumor Tissues | | Human Normal Tissues | |
|---|--|--|--|
| <p>PD-L1(+): Oral squamous cell carcinoma</p> | <p>PD-L1(-): Colorectal adenocarcinoma PD-L1(+) Inflammatory cells</p> | <p>Placenta (mature): PD-L1(+) Syncytiotrophoblast</p> | <p>Esophagus: PD-L1(-) Squamous epithelium</p> |

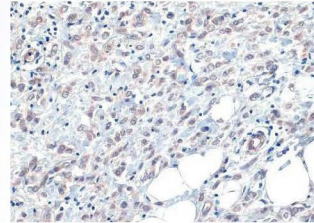
Western blot analysis of MDA.MB.231 cells. Molecular weight (MW) markers are shown on the left (130, 95, 72, 55, 43, 34, 55 kDa). The top row shows lanes for Mock and 30 µg/ml CapSiti. The bottom row shows lanes for Mock and 30 µg/ml CapSiti. Arrows indicate PD-L1 (approx. 55 kDa) and alpha Tubulin (55 kDa) loading control.



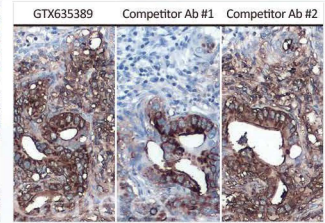
53BP1 antibody [HL275]
(GTX635479)



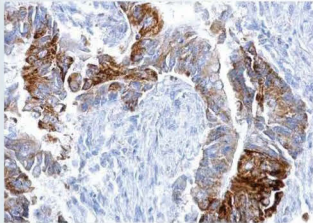
Androgen Receptor (ARv7 Splice Variant) antibody [HL1240]
(GTX636639)



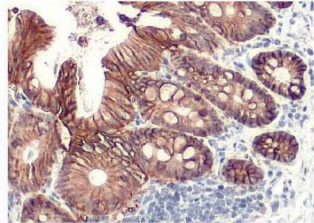
B-Raf antibody [HL1606]
(GTX637085)



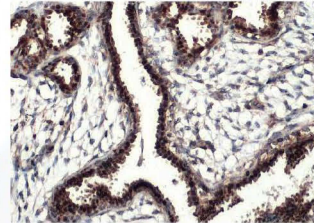
CA19-9 antibody [GT933]
(GTX635389)



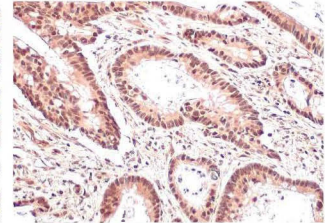
EGFR antibody [GT133]
(GTX628887)



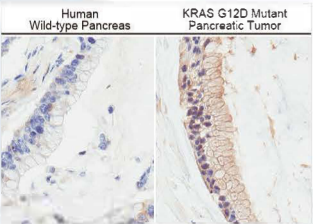
EpCAM antibody [HL1338]
(GTX636758)



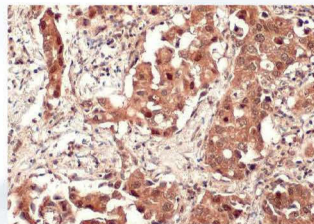
Estrogen Receptor alpha antibody [HL1082]
(GTX636203)



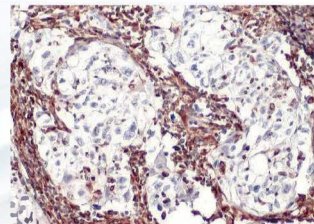
Mre11 antibody [HL1385]
(GTX636825)



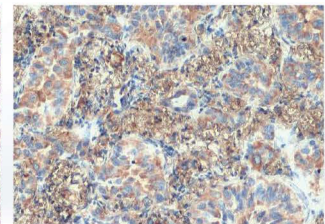
KRAS G12D Mutant Pancreatic Tumor antibody [HL10]
(GTX635362)



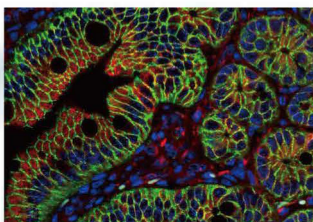
SQSTM1 / P62 antibody [HL1113]
(GTX636328)



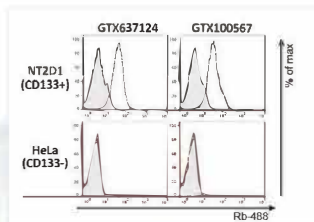
Vimentin antibody [HL1506]
(GTX636980)



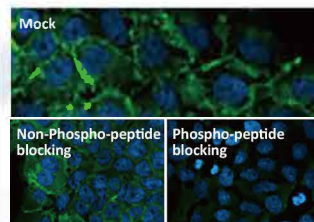
VPS35 antibody [HL1017]
(GTX635821)




beta Catenin antibody [N1N2-2],
N-term (GTX101435)



CD133 antibody [HL1631]
(GTX637124)



Her2 / ErbB2 (phospho Tyr1248)
antibody [HL1466] (GTX636940)



PARP antibody [HL1364]
(GTX636804)



Flyer
Epithelial-Mesenchymal Transition



Flyer
IHC-Validated Recombinant Antibodies



Flyer
Cancer Immune Checkpoint



Poster
Cancer Signaling

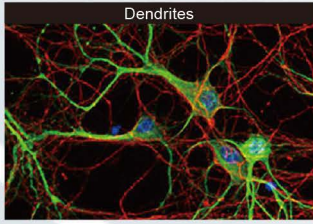
Cancer Research

| Cat. No. | Product Name | Clonality | Reactivity | Applications |
|-----------|--|------------|-------------------|--|
| GTX638125 | ADFP antibody [HL2147] | Rec Rb mAb | Hu,Ms | WB, IHC-P |
| GTX637225 | AF9 antibody [HL1644] | Rec Rb mAb | Hu | WB, ICC/IF |
| GTX636413 | AKT1 antibody [HL1142] | Rec Rb mAb | Hu,Rat,Cat,Dog | WB, ICC/IF, IHC-P |
| GTX636021 | Androgen Receptor antibody [HL1049] | Rec Rb mAb | Hu,Rat | WB, ICC/IF, IHC-P |
| GTX637312 | Apolipoprotein A1 antibody [HL1713] | Rec Rb mAb | Hu,Ms,Rat | WB, ICC/IF, ELISA |
| GTX70103 | ATM antibody [2C1] | Ms mAb | Hu, Mk, Ms, Rat | ChIP assay, ELISA, FACS, ICC/IF, IHC, IHC-P, IP, WB |
| GTX635571 | ATR (phospho Thr1989) antibody [HL132] | Rec Rb mAb | Hu,Ms,Rat | WB, ICC/IF, IHC-P |
| GTX637922 | AXL antibody [HL2021] | Rec Rb mAb | Hu | WB, ELISA |
| GTX637619 | BATF antibody [HL1870] | Rec Rb mAb | Hu,Ms | WB, ICC/IF |
| GTX636876 | Carbonic Anhydrase IX antibody [HL1410] | Rec Rb mAb | Hu,Ms,Rat | WB, ICC/IF, IHC-P |
| GTX636810 | Caspase 3 antibody [HL1370] | Rec Rb mAb | Hu,Rat | WB, IHC-P |
| GTX637231 | CD44 antibody [HL1650] | Rec Rb mAb | Hu,Cat,Dog | WB, ICC/IF, IHC-P |
| GTX635979 | clAP1 antibody [HL1045] | Rec Rb mAb | Hu,Ms,Rat,Cat,Dog | WB, IHC-P |
| GTX637000 | Claudin 3 antibody [HL1527] | Rec Rb mAb | Hu | WB, ICC/IF, IHC-P |
| GTX637952 | COL1A2 antibody [HL2048] | Rec Rb mAb | Hu,Ms | WB, IHC-P |
| GTX637655 | Collagen III antibody [HL1906] | Rec Rb mAb | Hu,Ms | WB, IHC-P |
| GTX636463 | C-Peptide antibody [HL1159] | Rec Rb mAb | Hu,Ms,Rat | IHC-P, ELISA |
| GTX636662 | CYLD antibody [HL1260] | Rec Rb mAb | Hu,Ms,Rat | WB, ICC/IF, IHC-P |
| GTX638122 | CYR61 antibody [HL2144] | Rec Rb mAb | Hu,Ms,Rat | WB, IHC-P |
| GTX637937 | Desmoglein 2 antibody [HL2036] | Rec Rb mAb | Hu,Ms | WB, IHC-P |
| GTX636577 | E-Cadherin antibody [HL1229] | Rec Rb mAb | Hu,Ms,Rat,Cat,Dog | WB, ICC/IF, IHC-P |
| GTX635716 | EGFR (E746-A750del) antibody [HL363] | Rec Rb mAb | Hu | WB |
| GTX635834 | EGFR (L858R Mutant) antibody [HL1022] | Rec Rb mAb | Hu | WB |
| GTX637446 | EPO antibody [HL1794] | Rec Rb mAb | Hu,Cat,Dog | WB, IHC-P, ELISA, Sandwich ELISA |
| GTX70171 | Estrogen Receptor alpha antibody [1F3] | Ms mAb | Hu, Rb | FACS, IHC-Fr, IP, WB |
| GTX70174 | Estrogen Receptor beta antibody [14C8] | Ms mAb | Hu, Mk, Ms | ChIP assay, Dot, FACS, ICC/IF, IHC, IHC-Fr, IHC-P, IHC-P (cell pellet), WB |
| GTX635714 | FAK (phospho Tyr576) antibody [HL127] | Rec Rb mAb | Hu,Ms,Rat | WB |
| GTX637074 | FGFR3 antibody [HL1595] | Rec Rb mAb | Hu,Cat,Dog | WB |
| GTX638194 | FOXO3A antibody [HL2190] | Rec Rb mAb | Hu,Ms | WB |
| GTX635619 | Gli1 antibody [HL247] | Rec Rb mAb | Hu,Ms,Rat | WB, IHC-P |
| GTX637272 | HCK antibody [HL1673] | Rec Rb mAb | Hu,Ms | WB, IHC-P |
| GTX637432 | He me Oxygenase 1 antibody [HL1780] | Rec Rb mAb | Hu | WB |
| GTX638573 | HEY1 antibody [HL2367] | Rec Rb mAb | Hu,Ms,Rat | WB, IHC-P |
| GTX637378 | HGS antibody [HL1730] | Rec Rb mAb | Hu,Cat,Dog | WB, ICC/IF, IHC-P |
| GTX638321 | KLF5 antibody [HL2269] | Rec Rb mAb | Hu,Ms,Rat | WB, IHC-P |
| GTX638090 | MAP3K8 antibody [HL2118] | Rec Rb mAb | Hu,Ms | WB, IHC-P |
| GTX637437 | Mig-6 antibody [HL1785] | Rec Rb mAb | Hu | WB, IHC-P |
| GTX636661 | MMP1 antibody [HL1259] | Rec Rb mAb | Hu | WB, ICC/IF, IHC-P |
| GTX636524 | MMP2 antibody [HL1207] | Rec Rb mAb | Hu,Ms | WB, IHC-P |
| GTX638220 | mTOR antibody [HL2216] | Rec Rb mAb | Hu,Ms | WB, ICC/IF, IHC-P |
| GTX637372 | MUC2 antibody [HL1724] | Rec Rb mAb | Hu,Ms,Rat | WB, ICC/IF, IHC-P |
| GTX70214 | p53 antibody [DO1] | Ms mAb | Hu, Ms | ELISA, FACS, ICC/IF, IHC-Fr, IHC-P, IP, WB |
| GTX635841 | p63 antibody [HL1027] | Rec Rb mAb | Hu,Ms,Zfsh | WB, ICC/IF, IHC-P |
| GTX636461 | PKC theta (phospho Thr219) antibody [HL1157] | Rec Rb mAb | Hu | WB, ICC/IF |
| GTX637979 | Plasminogen antibody [HL2071] | Rec Rb mAb | Hu,Ms,Rat | WB, ICC/IF, IHC-P |
| GTX635981 | RAB6A antibody [HL1047] | Rec Rb mAb | Hu,Ms,Rat,Zfsh | WB, ICC/IF, IHC-P |
| GTX635623 | RAS (G12V Mutant) antibody [HL169] | Rec Rb mAb | Hu | WB, IHC-P |
| GTX636400 | STAT3 antibody [HL1134] | Rec Rb mAb | Hu,Ms,Rat,Cat,Dog | WB, IHC-P |
| GTX637791 | TCF3 / E2A antibody [HL1954] | Rec Rb mAb | Hu | WB, ICC/IF |
| GTX636411 | Thrombospondin 2 antibody [HL1140] | Rec Rb mAb | Hu | WB, ICC/IF, IHC-P, ELISA, Sandwich ELISA |
| GTX637405 | VEGFA antibody [HL1755] | Rec Rb mAb | Hu | WB |
| GTX638344 | VEGFC antibody [HL2289] | Rec Rb mAb | Hu | WB |
| GTX637638 | Wnt4 antibody [HL1889] | Rec Rb mAb | Hu | WB |
| GTX637643 | YAP1 antibody [HL1894] | Rec Rb mAb | Hu | WB, ICC/IF, IHC-P |
| GTX638294 | ZEB1 antibody [HL2245] | Rec Rb mAb | Hu,Ms,Rat | WB, ICC/IF, IHC-P |

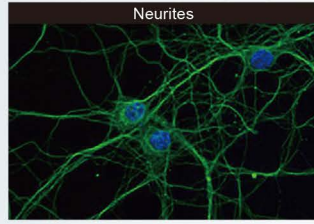
Citation Support
 Recombinant
 KO/KD Validation
 Comparable Abs
 MIP/MS Analysis
 Orthogonal Validation
 Protein Overexpression



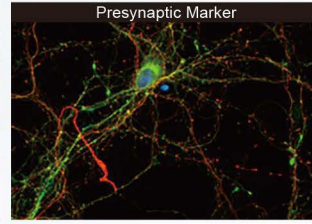
Neurites and Synapses



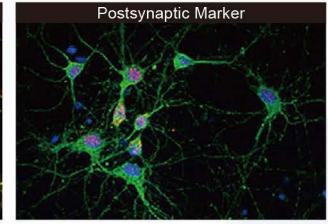
Dendrites
MAP2 antibody [HL1655]
(GTX637253)



Neurites
beta Tubulin 3/ Tuj1 antibody
[HL1709] (GTX637308)



Presynaptic Marker
Bassoon antibody [HL1732]
(GTX637380)

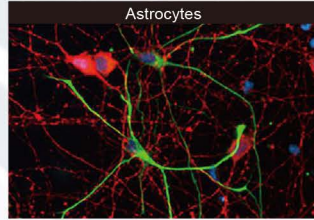


Postsynaptic Marker
PSD95 antibody [GT1234]
(GTX634291)

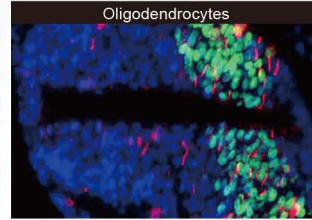
Neural Markers



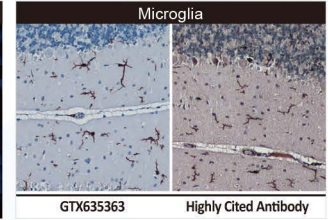
Interneurons
Calbindin + Calretinin antibody
[HL1787] (GTX637439)



Astrocytes
GFAP antibody [HL1308]
(GTX636726)

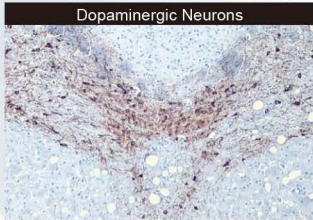


Oligodendrocytes
OLIG2 antibody [HL1072]
(GTX636104)

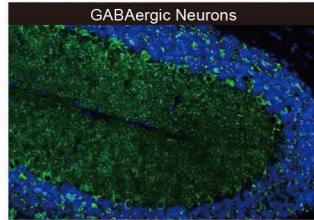


Microglia
Iba1 antibody [HL22]
(GTX635363)

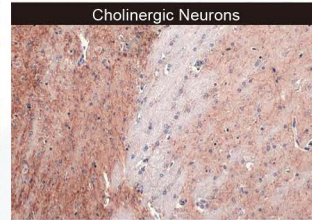
Neurotransmission



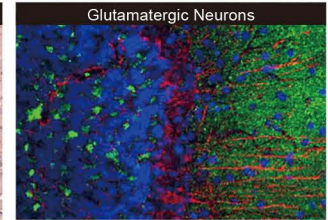
Dopaminergic Neurons
Tyrosine Hydroxylase antibody
[HL1762] (GTX637412)



GABAergic Neurons
VGAT antibody [HL1616]
(GTX637107)

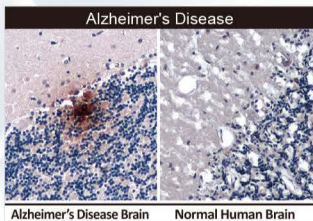


Cholinergic Neurons
AChE antibody [HL1102]
(GTX636298)

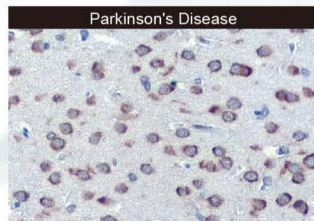


Glutamatergic Neurons
alpha Synuclein antibody
[HL1242] (GTX636641)

Neurodegenerative Disorders



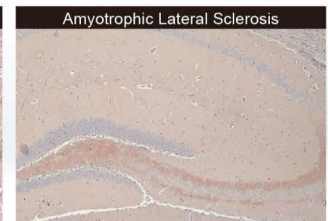
Alzheimer's Disease
beta Amyloid (1-42) antibody –
Conformation Specific antibody
[GT622] (GTX635160)



Parkinson's Disease
Grp78 antibody [HL1815]
(GTX637540)

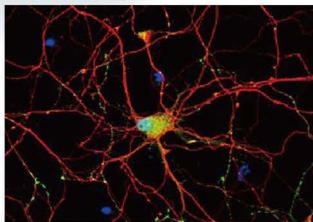


Huntington's Disease
Huntingtin antibody
(GTX132433)

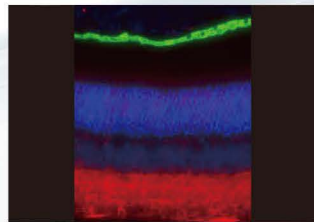


Amyotrophic Lateral Sclerosis
C9orf72 antibody [GT779-RB]
(GTX635397)

Neuropeptides

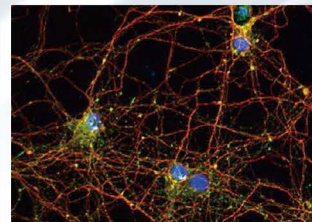


Somatostatin antibody [HL1101]
(GTX636297)



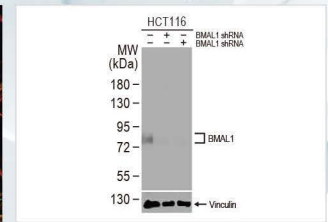
Vision and Retina
RPE65 antibody [HL1519]
(GTX636993)

Ion Channels



Ion Channels
Stargazin antibody [HL2268]
(GTX638320)

Circadian Rhythm



Circadian Rhythm
BMAL1 antibody [HL2456]
(GTX638774)

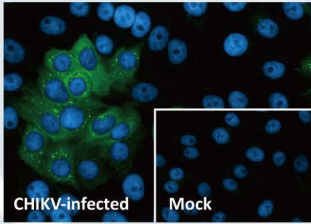


Neuroscience Research

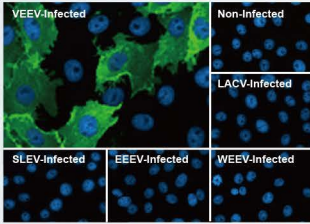
| Cat. No. | Product Name | Clonality | Reactivity | Applications |
|-----------|---|------------|---------------------------------------|-------------------------------------|
| GTX637658 | Ataxin 3 antibody [HL1909] | Rec Rb mAb | Hu,Ms,Rat | WB, ICC/IF, IHC-P |
| GTX638587 | Calbindin antibody [HL2379] | Rec Rb mAb | Hu, Ms, Rat | ICC/IF, IHC-Fr, IHC-P, WB |
| GTX637674 | CD97 antibody [HL1925] | Rec Rb mAb | Hu | WB, IHC-P, FACS, IP |
| GTX637915 | Choline Acetyltransferase antibody [HL2014] | Rec Rb mAb | Ms,Rat | WB, ICC/IF, IHC-P |
| GTX636283 | CLOCK antibody [HL1099] | Rec Rb mAb | Hu,Ms,Rat | WB, ICC/IF, IHC-P |
| GTX636322 | DDR2 antibody [HL1107] | Rec Rb mAb | Hu,Ms,Rat | WB, IHC-P |
| GTX637122 | delta 2 Catenin antibody [HL1629] | Rec Rb mAb | Hu,Ms,Rat | WB, ICC/IF |
| GTX637779 | DLX2 antibody [HL1942] | Rec Rb mAb | Hu,Rat | WB, ICC/IF |
| GTX636467 | Dopamine beta Hydroxylase antibody [HL1163] | Rec Rb mAb | Hu | WB, ICC/IF |
| GTX636952 | Dopamine Receptor D2 antibody [HL1478] | Rec Rb mAb | Hu,Ms,Rat | WB, ICC/IF, IHC-P |
| GTX637871 | ELAVL2 antibody [HL1978] | Rec Rb mAb | Hu,Ms,Rat | ICC/IF, IHC-P |
| GTX636487 | GAD65 + GAD67 antibody [HL1181] | Rec Rb mAb | Hu,Ms,Rat,Zfsh,Cat,Dog | WB, ICC/IF, IHC-P |
| GTX636493 | GAD65 antibody [HL1187] | Rec Rb mAb | Cat, Dog, Hu, Ms, Rat, Zfsh | ICC/IF, IHC-P, WB |
| GTX636280 | GAD67 antibody [HL1096] | Rec Rb mAb | Cat, Dog, Hu, Ms, Rat | IHC-P, WB |
| GTX637921 | Galectin 3 antibody [HL2020] | Rec Rb mAb | Hu,Ms | WB, ICC/IF, IHC-P |
| GTX638096 | GLUD1+GLUD2 antibody [HL2124] | Rec Rb mAb | Hu,Ms,Rat | WB, IHC-P |
| GTX638336 | Glutamine synthetase antibody [HL2283] | Rec Rb mAb | Hu,Ms,Rat | WB |
| GTX638000 | GNAI1 + GNAI2 + GNAI3 antibody [HL2092] | Rec Rb mAb | Hu,Ms,Rat | WB, IHC-P |
| GTX638004 | GNAI3 antibody [HL2096] | Rec Rb mAb | Hu, Ms, Rat | IHC-P, WB |
| GTX637038 | GRK2 antibody [HL1562] | Rec Rb mAb | Hu,Ms,Rat | WB, ICC/IF, IHC-P |
| GTX637916 | HPRT antibody [HL2015] | Rec Rb mAb | Hu,Ms,Rat | WB, IHC-P |
| GTX637795 | IGF1R antibody [HL1958] | Rec Rb mAb | Hu,Ms,Rat | WB, IHC-P |
| GTX638104 | IGF2 antibody [HL2132] | Rec Rb mAb | Hu | WB, ELISA |
| GTX636531 | iNOS antibody [HL1213] | Rec Rb mAb | Ms,Rat | WB, ICC/IF, IHC-P |
| GTX637015 | IP3 Receptor 1 antibody [HL1541] | Rec Rb mAb | Hu,Ms,Rat | WB, ICC/IF, IHC-P |
| GTX637278 | MAT1A + MAT2A antibody [HL1679] | Rec Rb mAb | Hu,Ms,Dm | WB |
| GTX636944 | MC1 Receptor antibody [HL1470] | Rec Rb mAb | Hu,Ms | WB |
| GTX636524 | MMP2 antibody [HL1207] | Rec Rb mAb | Hu,Ms | WB, IHC-P |
| GTX638472 | MNT antibody [HL2309] | Rec Rb mAb | Hu | WB, ICC/IF |
| GTX638198 | NeuN antibody [HL2194] | Rec Rb mAb | Ms,Rat | ICC/IF, IHC-P, IHC-Fr |
| GTX636671 | NFIX antibody [HL1269] | Rec Rb mAb | Ms,Rat | ICC/IF, IHC-P |
| GTX637005 | NPEPPS antibody [HL1531] | Rec Rb mAb | Hu,Ms,Rat,Zfsh,Cat,Dog | WB, ICC/IF, IHC-P |
| GTX637577 | Nurr1 antibody [HL1852] | Rec Rb mAb | Hu | ICC/IF |
| GTX635463 | PAX3 antibody [HL160] | Rec Rb mAb | Hu,Ms,Rat | WB, IHC-P |
| GTX636799 | PDE6D antibody [HL1359] | Rec Rb mAb | Hu,Ms,Rat,Zfsh,Cat,Dog | WB, IHC-P |
| GTX637944 | Pet1 antibody [HL2043] | Rec Rb mAb | Hu | WB |
| GTX638271 | PKC gamma antibody [HL2226] | Rec Rb mAb | Hu,Ms,Rat | WB, IHC-P |
| GTX637979 | Plasminogen antibody [HL2071] | Rec Rb mAb | Hu,Ms,Rat | WB, ICC/IF, IHC-P |
| GTX637548 | Prealbumin antibody [HL1823] | Rec Rb mAb | Hu,Ms,Rat | WB, ICC/IF, IHC-P |
| GTX101063 | Prion Protein (PrP) antibody | Rb pAb | Hu, Ms | IHC-P, WB |
| GTX636321 | RBPMS antibody [HL1106] | Rec Rb mAb | Hu,Ms,Rat | WB, IHC-P |
| GTX636868 | RGS1 antibody [HL1402] | Rec Rb mAb | Hu,Ms | WB, ICC/IF, IHC-P |
| GTX636996 | RGS4 antibody [HL1522] | Rec Rb mAb | Hu,Ms,Rat | WB, ICC/IF |
| GTX638273 | S100 beta antibody [HL2228] | Rec Rb mAb | Hu,Ms,Rat | WB, IHC-P |
| GTX638555 | SERCA2 ATPase antibody [HL2352] | Rec Rb mAb | Hu, Ms, Rat | WB |
| GTX638275 | SIGMAR1 antibody [HL2230] | Rec Rb mAb | Hu,Ms,Rat | WB, IHC-P |
| GTX635798 | SMCR8 antibody [HL1007] | Rec Rb mAb | Hu,Ms,Rat | WB, ICC/IF, IHC-P |
| GTX638370 | SNAI1 antibody [HL2303] | Rec Rb mAb | Hu | WB, ICC/IF |
| GTX637255 | SNAP91 antibody [HL1657] | Rec Rb mAb | Hu,Ms,Rat,Cat | WB, IHC-P |
| GTX101507 | SOX2 antibody [N1C3] | Rb pAb | Ceratotherium simum, Frg, Hu, Ms, Rat | FACS, ICC/IF, IHC-Fr, IHC-P, IP, WB |
| GTX636836 | SP1 antibody [HL1396] | Rec Rb mAb | Hu,Ms,Rat | WB, ICC/IF, IHC-P |
| GTX638281 | SPG7 antibody [HL2236] | Rec Rb mAb | Ms | IHC-P |
| GTX636800 | StAR antibody [HL1360] | Rec Rb mAb | Hu,Ms,Cat,Dog | WB, ICC/IF, IHC-P |
| GTX637252 | Synaptotagmin 1 antibody [HL1654] | Rec Rb mAb | Hu,Ms,Rat,Dm | WB, ICC/IF |
| GTX636678 | Tau (phospho Thr217) antibody [HL1276] | Rec Rb mAb | Hu,Ms,Rat | WB, ICC/IF, IHC-P, ELISA |
| GTX637018 | VR1L1 antibody [HL1543] | Rec Rb mAb | Hu,Ms | WB, ICC/IF, IHC-P |

Citation Support
 Recombinant
 KO/KD Validation
 Comparable Abs
 IP/MS Analysis
 Orthogonal Validation
 Protein Overexpression

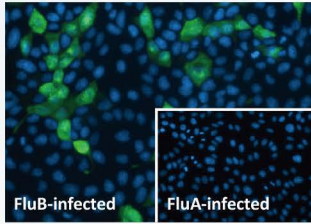
Infectious Diseases



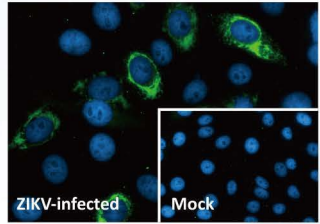
Chikungunya virus nsP2 antibody [HL1488] (GTX636962)



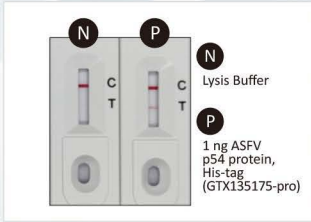
Venezuelan Equine Encephalitis Virus nsP1 antibody [HL1472] (GTX636946)



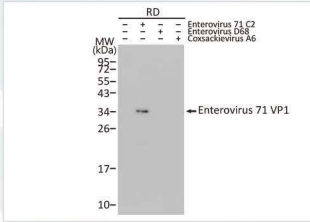
Influenza B virus Nucleoprotein antibody [HL1068] (GTX636099)




Zika virus Envelope protein antibody [HL1699] (GTX637298)



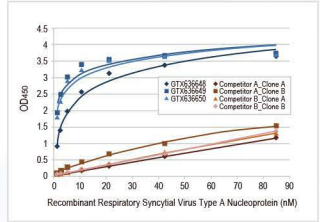
ASFV p54 antibody [HL1289] (GTX636703)



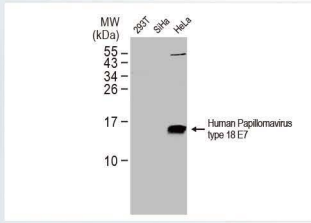
Enterovirus 71 VP1 antibody [HL1929] (GTX637688)




Influenza A virus Nucleoprotein antibody [HL1103] (GTX636318)



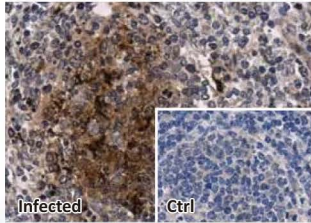
Respiratory Syncytial virus Nucleoprotein antibody [HL1246] (GTX636648)



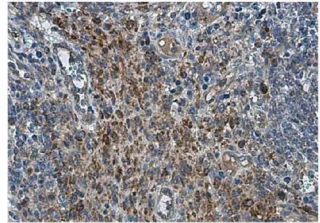
Human Papillomavirus type 18 E7 antibody (GTX133412)



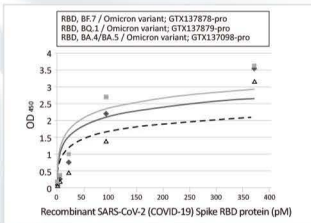
Hepatitis C virus NS3 protein antibody (GTX131269)



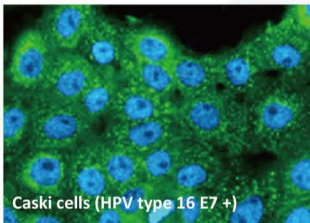
Porcine circovirus type 2 / PCV2 Capsid antibody (GTX128121)



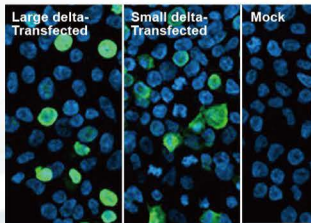
PRRS virus M protein antibody (GTX129063)



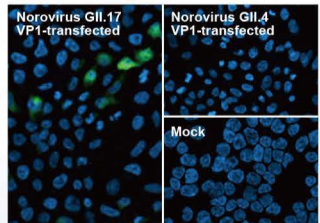
Capture: SARS-CoV-2 (COVID-19) Spike RBD antibody [HL10114] (GTX635807)
 Detection: HRP-conjugated SARS-CoV-2 (COVID-19) Spike RBD Omicron antibody [HL1867] (GTX637592)



Human Papillomavirus type 16 E7 antibody [HL1647] (GTX637228)



Hepatitis D virus Large delta + Small delta protein antibody [HL1055] (GTX636030)

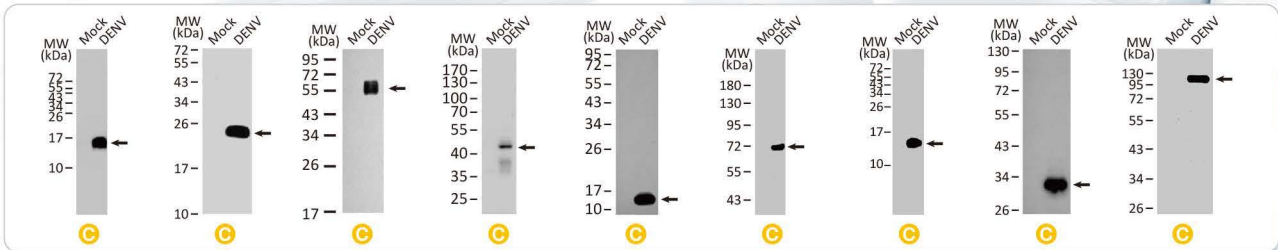


Norovirus VP1 antibody [HL2177] (GTX638181)



Dengue Virus (DENV)

Citation Support



DENV Capsid (GTX103343) DENV prM (GTX128093) DENV Envelope (GTX127277) DENV NS1 (GTX124280) DENV NS2B (GTX124246) DENV NS3 (GTX124252) DENV NS4A (GTX132069) DENV NS4B (GTX124250) DENV NS5 (GTX103350)



Flyer
Antibodies for
Virology Research



Poster
Flaviviruses



Poster
Filoviruses

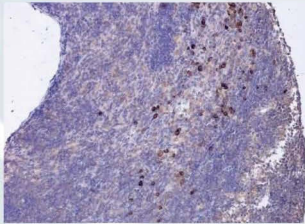





Poster
Influenza Virus

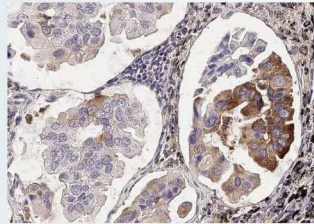
Infectious Diseases




| Cat. No. | Product Name | Clonality | Applications |
|-----------|---|------------|---|
| GTX637025 | Avian Influenza A virus H5N8 HA (Hemagglutinin) antibody [HL1550] | Rec Rb mAb | IHC-P (cell pellet), WB |
| GTX135183 | Chikungunya virus Capsid antibody | Rb pAb | ICC/IF, WB |
| GTX637973 | Chikungunya virus E1 antibody [HL2069] | Rec Rb mAb | WB |
| GTX135191 | Chikungunya virus nsP1 antibody | Rb pAb | ICC/IF, WB |
| GTX135189 | Chikungunya virus nsP3 antibody | Rb pAb | ICC/IF, IHC-P (cell pellet), WB |
| GTX135190 | Chikungunya virus nsP4 antibody | Rb pAb | ICC/IF, WB |
| GTX132346 | Coxsackievirus A6 VP1 antibody | Rb pAb | ICC/IF, WB |
| GTX132348 | Coxsackievirus A6 VP2 antibody | Rb pAb | WB |
| GTX637892 | Dengue virus type 2, 3 NS1 protein antibody [HL1991] | Rec Rb mAb | ICC/IF, WB |
| GTX134144 | Ebola virus GP1 antibody | Rb pAb | ICC/IF, WB |
| GTX134031 | Ebola virus NP antibody | Rb pAb | ICC/IF, WB |
| GTX134032 | Ebola virus VP35 antibody | Rb pAb | ICC/IF, WB |
| GTX134034 | Ebola virus VP40 antibody | Rb pAb | ICC/IF, WB |
| GTX132343 | Enterovirus 71 2B antibody | Rb pAb | IHC-P, WB |
| GTX132354 | Enterovirus 71 2C antibody | Rb pAb | WB |
| GTX132344 | Enterovirus 71 3AB antibody | Rb pAb | IHC-P, WB |
| GTX630191 | Enterovirus 71 3C antibody [B3] | Ms mAb | FACS, WB |
| GTX630193 | Enterovirus 71 3D antibody [4] | Ms mAb | ICC/IF, IP, WB |
| GTX132340 | Enterovirus 71 VP2 antibody | Rb pAb | ICC/IF, IHC-P, WB |
| GTX132341 | Enterovirus 71 VP3 antibody | Rb pAb | ICC/IF, WB |
| GTX637898 | Enterovirus D68 VP1 antibody [HL1997] | Rec Rb mAb | ELISA, Lateral Flow, Sandwich ELISA, WB |
| GTX132314 | Enterovirus D68 VP2 antibody | Rb pAb | ICC/IF, IHC-Fr, WB |
| GTX132315 | Enterovirus D68 VP3 antibody | Rb pAb | IHC-P, WB |
| GTX108380 | Hepatitis B virus 2a small S Protein antibody | Rb pAb | WB |
| GTX103353 | Hepatitis C virus E2 protein antibody | Rb pAb | Blocking, EM, ICC/IF, Neutralizing/Inhibition, WB |
| GTX131832 | Hepatitis C virus NS2 protein antibody | Rb pAb | WB |
| GTX636026 | Hepatitis D virus Large delta protein antibody [HL1051] | Rec Rb mAb | ICC/IF, WB |
| GTX132686 | Human Papillomavirus type 16 E6 antibody | Rb pAb | WB |
| GTX132687 | Human Papillomavirus type 18 E6 antibody | Rb pAb | WB |
| GTX637034 | Influenza A virus H10N3 HA (Hemagglutinin) antibody [HL1559] | Rec Rb mAb | ICC/IF, IHC-P (cell pellet) |
| GTX636323 | Influenza A virus H1N1 NA (Neuraminidase) antibody [HL1108] | Rec Rb mAb | ICC/IF, WB |
| GTX636677 | Influenza A virus M1 (matrix protein) antibody [HL1275] | Rec Rb mAb | ICC/IF, IHC-P (cell pellet), WB |
| GTX637581 | Influenza A virus M2 (matrix protein) antibody [HL1856] | Rec Rb mAb | ICC/IF, WB |
| GTX638102 | Influenza A virus NS1 (nonstructural protein) antibody [HL2130] | Rec Rb mAb | ICC/IF, WB |
| GTX636828 | Influenza A virus PA protein antibody [HL1388] | Rec Rb mAb | ICC/IF, WB |
| GTX637313 | Influenza A virus PB1 protein antibody [HL1714] | Rec Rb mAb | ICC/IF, WB |
| GTX637893 | Influenza A virus PB2 protein antibody [HL1992] | Rec Rb mAb | ICC/IF, WB |
| GTX638212 | Influenza B virus Hemagglutinin (HA) antibody [HL2208] | Rec Rb mAb | WB |
| GTX636950 | Influenza B virus Neuraminidase (NA) antibody [HL1476] | Rec Rb mAb | ICC/IF, IHC-P (cell pellet), WB |
| GTX636832 | Lassa virus Nucleoprotein antibody [HL1392] | Rec Rb mAb | ICC/IF, WB |
| GTX636902 | Nipah virus Nucleoprotein antibody [HL1436] | Rec Rb mAb | ICC/IF, WB |
| GTX637271 | Norovirus VP1 antibody [HL1672] | Rec Rb mAb | WB |
| GTX133638 | Porcine circovirus type 2 / PCV2 replicase antibody | Rb pAb | ICC/IF, WB |
| GTX132055 | Powassan virus prM protein antibody | Rb pAb | WB |
| GTX129062 | PRRS virus GP5 protein antibody | Rb pAb | ICC/IF, WB |
| GTX637947 | PRRS virus Nucleocapsid protein antibody [HL2046] | Rec Rb mAb | ICC/IF, WB |
| GTX636711 | Respiratory Syncytial virus type A Nucleoprotein antibody [HL1297] | Rec Rb mAb | ELISA, ICC/IF, IP, Sandwich ELISA, WB |
| GTX637381 | Respiratory Syncytial virus type B G protein antibody [HL1733] | Rec Rb mAb | ICC/IF, IHC-P (cell pellet), WB |
| GTX636762 | Swine Influenza A virus G4 EA H1N1 HA (Hemagglutinin) antibody [HL1342] | Rec Rb mAb | ICC/IF, IHC-P (cell pellet), WB |
| GTX637668 | Venezuelan Equine Encephalitis Virus nsP2 antibody [HL1919] | Rec Rb mAb | ICC/IF, WB |
| GTX636976 | Venezuelan Equine Encephalitis Virus nsP3 antibody [HL1502] | Rec Rb mAb | ICC/IF, IHC-P (cell pellet), WB |
| GTX637389 | Venezuelan Equine Encephalitis Virus nsP4 antibody [HL1741] | Rec Rb mAb | ICC/IF, WB |
| GTX638129 | Zika virus NS2B protein antibody [HL2151] | Rec Rb mAb | ICC/IF, WB |
| GTX637262 | Zika virus NS4B protein antibody [HL1664] | Rec Rb mAb | ICC/IF, IHC-P (cell pellet), WB |
| GTX638132 | Zika virus NS5 protein antibody [HL2154] | Rec Rb mAb | ICC/IF, WB |

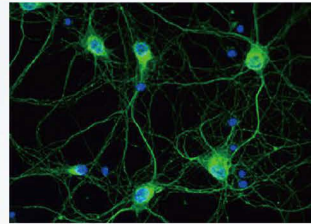
Citation Support
 Recombinant
 KO/KD Validation
 Comparable Abs
 IP/MS Analysis
 Orthogonal Validation
 Protein Overexpression



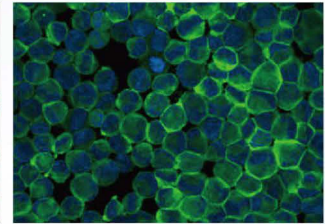
CXCL16 antibody [GT516]
(GTX632502)   






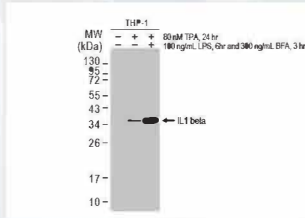
MX1 antibody [HL2051]
(GTX637955)   






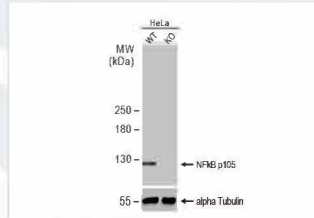
Cathepsin S antibody [HL2302]
(GTX638369)  






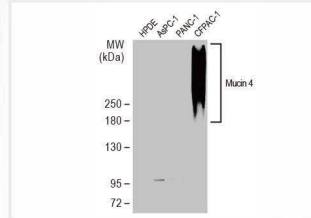
BTK antibody [HL1803]
(GTX637455)   




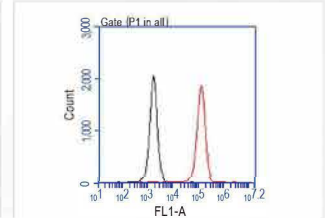
IL1 beta antibody [HL1421]
(GTX636887)   




































NFkB p105 antibody [HL1784]
(GTX637436)   



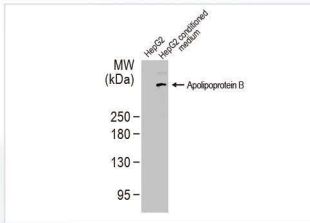
Mucin 4 antibody [HL1486]
(GTX636960) 



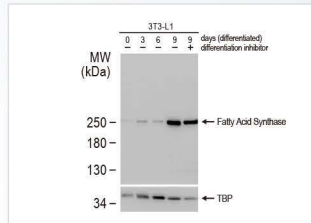
CD81 antibody
(GTX101766)   

| Cat. No. | Product Name | Clonality | Reactivity | Applications |
|---|---|------------|-------------------|---|
|  GTX637441 | ADAR1 antibody [HL1789] | Rec Rb mAb | Hu | WB, IHC-P |
|  GTX638176 | BCA1 antibody [HL2172] | Rec Rb mAb | Hu | WB, IHC-P |
|  GTX636508 | C1 inhibitor antibody [HL1196] | Rec Rb mAb | Hu,Ms,Rat | WB, ICC/IF, IHC-P |
|  GTX637294 | C1qA antibody [HL1695] | Rec Rb mAb | Hu,Ms,Rat | WB |
|  GTX637224 | C3 antibody [HL1643] | Rec Rb mAb | Hu,Rat | WB, ICC/IF |
|  GTX101512 | CD19 antibody [C1C3] | Rb pAb | Hu, Ms | FACS, ICC/IF, IHC-P, WB |
|  GTX637310 | CD252 antibody [HL1711] | Rec Rb mAb | Hu | WB |
|  GTX637068 | CD28 antibody [HL1589] | Rec Rb mAb | Hu,Cat,Dog | WB, ICC/IF, IHC-P |
|  GTX637785 | CD32B antibody [HL1948] | Rec Rb mAb | Hu,Rat | WB, ICC/IF, IHC-P |
|  GTX628507 | CD45RA antibody [GT0014] | Ms mAb | Hu, Rb | FACS, ICC/IF, WB |
|  GTX637264 | CD81 antibody [HL1666] | Rec Rb mAb | Hu | WB, ICC/IF |
|  GTX637416 | CD90 antibody [HL1766] | Rec Rb mAb | Hu,Ms,Rat | WB, ICC/IF, IHC-P |
|  GTX115959 | CXCL8 / IL8 antibody | Rb pAb | Hu | FACS, IHC-P, WB |
|  GTX636884 | FCER1G antibody [HL1418] | Rec Rb mAb | Hu,Ms,Rat,Cat,Dog | WB, ICC/IF, IHC-P |
|  GTX638303 | G3BP1 antibody [HL2254] | Rec Rb mAb | Hu,Ms,Rat | WB, ICC/IF |
|  GTX636896 | Gasdermin D antibody [HL1430] | Rec Rb mAb | Hu | WB, IHC-P |
|  GTX638111 | HLA-DQA1 antibody [HL2139] | Rec Rb mAb | Hu | WB, ICC/IF |
|  GTX637052 | IKK gamma antibody [HL1577] | Rec Rb mAb | Hu,Ms | WB, ICC/IF, IHC-P |
|  GTX637411 | IL18 antibody [HL1761] | Rec Rb mAb | Hu | WB, IHC-P, ELISA |
|  GTX636473 | IL6 antibody [HL1168] | Rec Rb mAb | Hu | WB, ELISA, Sandwich ELISA |
|  GTX637927 | Mucin 4 X + Mucin 4 Y antibody [HL2026] | Rec Rb mAb | Hu | WB, ICC/IF |
|  GTX102090 | NFkB p65 antibody | Rb pAb | Hu, Ms, Rat | ChIP assay, ICC/IF, IHC-Fr, IHC-P, IP, WB |
|  GTX638222 | PAI2 antibody [HL2218] | Rec Rb mAb | Hu,Ms | WB, IHC-P |
|  GTX637407 | PIGR antibody [HL1757] | Rec Rb mAb | Hu | WB |
|  GTX638267 | RelB antibody [HL2222] | Rec Rb mAb | Hu,Ms,Rat | WB, IHC-P |
|  GTX638544 | RNase L antibody [HL2341] | Rec Rb mAb | Hu,Ms,Rat, Dog | WB |
|  GTX636097 | SARM1 antibody [HL1066] | Rec Rb mAb | Hu,Ms,Rat | WB, ICC/IF, IHC-P |
|  GTX637909 | SIG IRR antibody [HL2008] | Rec Rb mAb | Hu,Ms | WB, IHC-P |
|  GTX637889 | SLC1A5 antibody [HL1988] | Rec Rb mAb | Hu,Ms | WB, ICC/IF, IHC-P |
|  GTX638481 | ST6GAL1 antibody [HL2318] | Rec Rb mAb | Hu | WB, IHC-P |
|  GTX636089 | TFEB antibody [HL1065] | Rec Rb mAb | Hu,Ms | WB, IHC-P |
|  GTX638477 | TLR3 antibody [HL2314] | Rec Rb mAb | Hu,Ms,Rat | WB, IHC-P |
|  GTX637058 | TNF alpha antibody [HL1579] | Rec Rb mAb | Hu | WB |
|  GTX637386 | TREM2 antibody [HL1738] | Rec Rb mAb | Hu | WB, ICC/IF, IHC-P |
|  GTX637633 | ZC3HAV1 antibody [HL1884] | Rec Rb mAb | Hu | WB, ICC/IF, IHC-P |

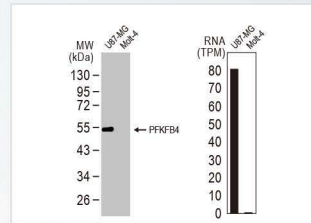
 Citation Support  Recombinant  KO/KD Validation  Comparable Abs  IP/MS Analysis  Orthogonal Validation  Protein Overexpression



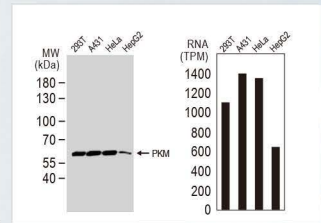
Apolipoprotein B antibody [HL1962] (GTX637799)



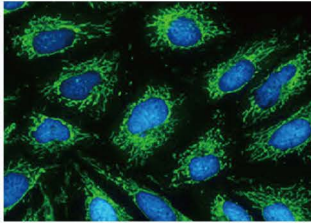
Fatty Acid Synthase antibody [HL2161] (GTX638139)



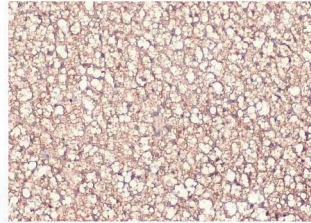
PFKFB4 antibody [HL2204] (GTX638208)



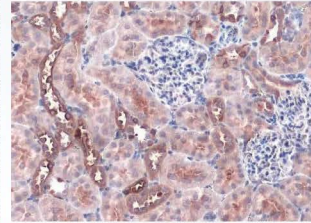
PKM antibody (GTX107977)



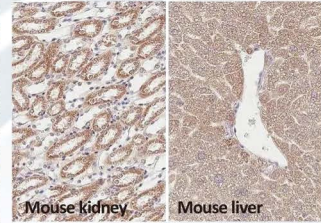
Citrate synthase antibody [N2C3] (GTX110624)



FABP4 antibody [HL1521] (GTX636995)



FAHL4 antibody [HL2229] (GTX635616)



SUCLG1 antibody [HL2387] (GTX638596)

| Cat. No. | Product Name | Clonality | Reactivity | Applications |
|-----------|---|------------|------------------------|-------------------------------|
| GTX637003 | ACSL1 antibody [HL1530] | Rec Rb mAb | Hu,Ms,Rat | WB |
| GTX637640 | Arginase 1 antibody [HL1891] | Rec Rb mAb | Hu,Ms,Rat | WB, IHC-P |
| GTX637397 | C/EBP alpha antibody [HL1747] | Rec Rb mAb | Hu,Rat | WB, ICC/IF |
| GTX636463 | C-Peptide antibody [HL1159] | Rec Rb mAb | Hu,Ms,Rat | IHC-P, ELISA |
| GTX637435 | CYP24A1 antibody [HL1783] | Rec Rb mAb | Hu,Ms,Rat | WB, ICC/IF, IHC-P |
| GTX637545 | CYP27A1 antibody [HL1820] | Rec Rb mAb | Hu,Ms,Rat | WB, ICC/IF, IHC-P |
| GTX638209 | Cytochrome C antibody [HL2205] | Rec Rb mAb | Hu,Ms | WB, ICC/IF, IHC-P |
| GTX638095 | FDPS antibody [HL2123] | Rec Rb mAb | Hu,Ms,Rat | WB, IHC-P |
| GTX637966 | GAPDH antibody [HL2062] | Rec Rb mAb | Hu,Ms,Rat,Zfsh,Cat,Dog | WB, ICC/IF |
| GTX636422 | Glucocorticoid Receptor antibody [HL1151] | Rec Rb mAb | Hu,Ms,Rat,Cat | WB, ICC/IF, IHC-P |
| GTX638096 | GLUD1+ GLUD2 antibody [HL2124] | Rec Rb mAb | Hu,Ms,Rat | WB, IHC-P |
| GTX630654 | Glutamine synthetase antibody [GT1055] | Ms mAb | Hu,Ms,Rat | WB, ICC/IF, IHC-P, IHC-Fr |
| GTX635477 | GPX2 antibody [HL125] | Rec Rb mAb | Hu,Ms,Rat,Zfsh,Dog | WB, IHC-P |
| GTX112346 | HMGCS1 antibody | Rb pAb | Hu,Ms | WB, ICC/IF, IHC-P |
| GTX638293 | IPMK antibody [HL2244] | Rec Rb mAb | Hu,Ms,Rat | WB |
| GTX637316 | LASS2 antibody [HL1717] | Rec Rb mAb | Hu | WB, ICC/IF, IHC-P |
| GTX637960 | LRP130 antibody [HL2056] | Rec Rb mAb | Hu | WB, ICC/IF |
| GTX637775 | Monoglyceride lipase antibody [HL1938] | Rec Rb mAb | Hu,Ms | WB, IHC-P |
| GTX638005 | NDUFS3 antibody [HL2097] | Rec Rb mAb | Hu,Ms,Rat | WB, IHC-P |
| GTX637079 | NDUFV1 antibody [HL1600] | Rec Rb mAb | Hu,Rat | WB, IHC-P |
| GTX637222 | O-GlcNAc transferase antibody [HL1641] | Rec Rb mAb | Hu,Ms,Rat | WB, ICC/IF, IHC-P |
| GTX636728 | Pancreatic Lipase antibody [HL1310] | Rec Rb mAb | Hu,Ms,Rat | WB, IHC-P |
| GTX637427 | PGK1 + PGK2 antibody [HL1775] | Rec Rb mAb | Hu,Ms,Rat,Zfsh | WB, IHC-P |
| GTX636838 | PI3 kinase p85 alpha antibody [HL1398] | Rec Rb mAb | Hu,Ms,Rat | WB, ICC/IF, IHC-P |
| GTX637912 | PIP5K1A antibody [HL2011] | Rec Rb mAb | Hu,Rat | WB, ICC/IF |
| GTX132002 | Pyruvate Carboxylase antibody | Rb pAb | Hu,Rat | WB, ICC/IF, IHC-P, IP, RIP |
| GTX104015 | Pyruvate Dehydrogenase E1 alpha antibody | Rb pAb | Hu,Ms,Rat,Zfsh | WB, ICC/IF, IHC-P, IHC-Wm, IP |
| GTX636335 | SDHA antibody [HL1117] | Rec Rb mAb | Hu,Ms,Rat,Zfsh | WB, ICC/IF, IHC-P, IHC-Wm |
| GTX638300 | SDHB antibody [HL2251] | Rec Rb mAb | Hu,Ms,Rat | WB, IHC-P |
| GTX638277 | SLC27A2 antibody [HL2232] | Rec Rb mAb | Hu,Ms,Rat | WB, IHC-P |
| GTX637250 | SOD1 antibody [HL1652] | Rec Rb mAb | Hu,Ms,Rat,Cat,Dog | WB, ICC/IF, IHC-P |
| GTX636957 | SOD2 antibody [HL1483] | Rec Rb mAb | Hu,Zfsh | WB, IHC-P |
| GTX638372 | VP534 antibody [HL2305] | Rec Rb mAb | Hu,Ms,Rat | WB |




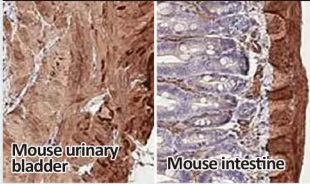
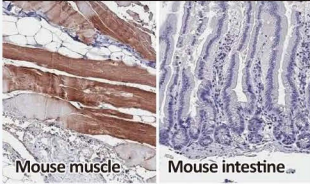
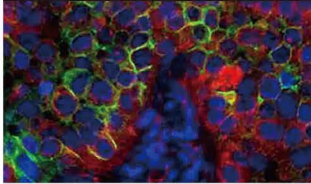
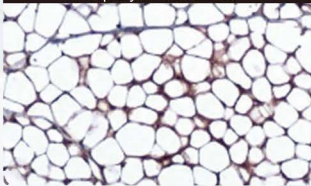


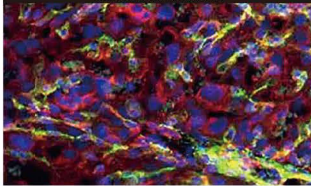
Brochure
Metabolic Pathways



Poster
Mitochondria Metabolism


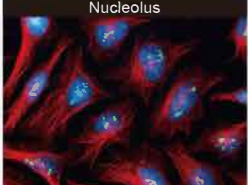
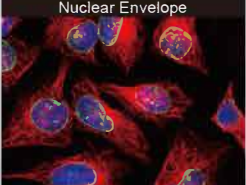
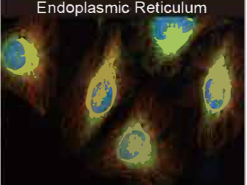
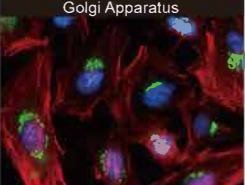

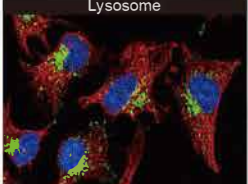



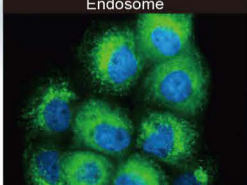
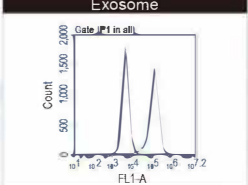
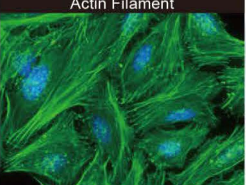
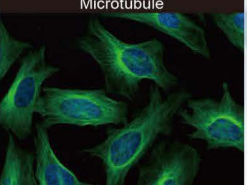
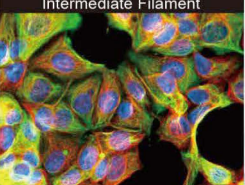
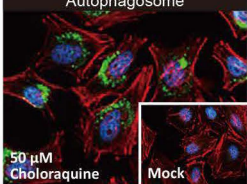
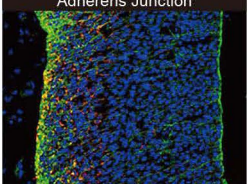
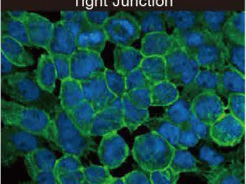

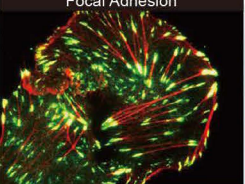
Cell Markers



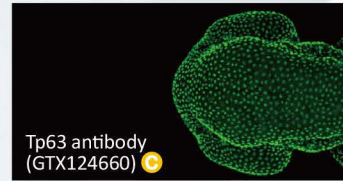
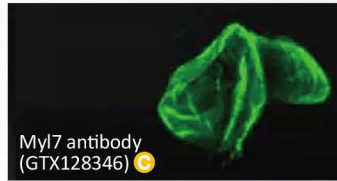
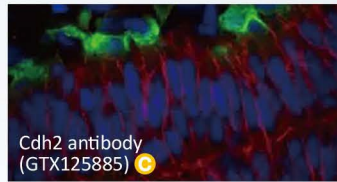
| | | | |
|--|--|---|---|
| <p>Cardiomyocytes</p>  <p>Mouse heart</p> <p>Cardiac Troponin I antibody [HL1489] (GTX636963) </p> | <p>Smooth Muscle Cells</p>  <p>Mouse urinary bladder Mouse intestine</p> <p>alpha Smooth Muscle Actin antibody [HL1419] (GTX636885) </p> | <p>Skeletal Muscle Cells</p>  <p>Mouse muscle Mouse intestine</p> <p>TRIM72 antibody [HL1853] (GTX637578) </p> | <p>Mesenchymal Stem Cells</p>  <p>CD73 antibody [N1N3] (GTX113509) </p> |
| <p>Adipocytes-White Fat</p>  <p>Leptin antibody (GTX109204) </p> | <p>Adipocytes-Brown Fat</p>  <p>UCP1 antibody (GTX112784) </p> | <p>Epithelial Cells</p>  <p>Claudin 3 antibody [HL1527] (GTX637000) </p> | <p>Endothelial Cells</p>  <p>CD146 antibody [C1C3] (GTX108777) </p> |

Organelle Markers



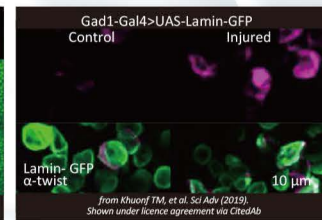
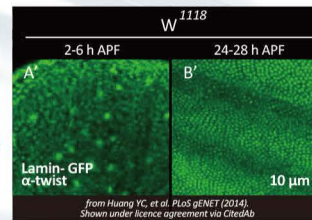
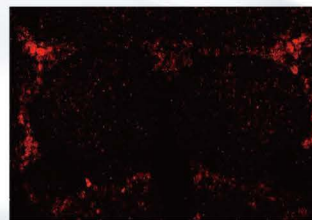
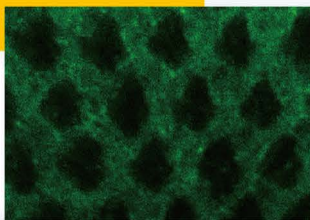
| | | | | |
|---|---|---|---|--|
| <p>Nucleus</p>  <p>Histone H3 antibody (GTX122148) </p> | <p>Nucleolus</p>  <p>PAF49 antibody (GTX102175) </p> | <p>Nuclear Envelope</p>  <p>Lamin A + C antibody (GTX101127) </p> | <p>Endoplasmic Reticulum</p>  <p>Calnexin antibody [C3], C-term (GTX109669) </p> | <p>Golgi Apparatus</p>  <p>GOLPH2 antibody (GTX116154) </p> |
| <p>Mitochondrion</p>  <p>TOMM20 antibody (GTX133756) </p> | <p>Lysosome</p>  <p>LAMP1 antibody [GT25212] (GTX634336) </p> | <p>Peroxisome</p>  <p>ACAA1 antibody (GTX114229) </p> | <p>Centrosome</p>  <p>gamma Tubulin antibody [HL1175] (GTX636480) </p> | <p>Kinetochores</p>  <p>Hec1 antibody [9G3.23] (GTX70268) </p> |
| <p>Endosome</p>  <p>RAB7A antibody (GTX132548) </p> | <p>Exosome</p>  <p>TSG101 antibody [4A10] (GTX70255) </p> | <p>Actin Filament</p>  <p>beta Actin antibody (GTX109639) </p> | <p>Microtubule</p>  <p>alpha Tubulin antibody [HL2162] (GTX638140) </p> | <p>Intermediate Filament</p>  <p>Cytokeratin 19 antibody [HL1165] (GTX636469) </p> |
| <p>Autophagosome</p>  <p>LC3B antibody (GTX127375) </p> | <p>Adherens Junction</p>  <p>N-Cadherin antibody (GTX127345) </p> | <p>Tight Junction</p>  <p>ZO-1 antibody [HL1185] (GTX636491) </p> | <p>Gap Junction</p>  <p>Connexin 43 antibody (GTX133022) </p> | <p>Focal Adhesion</p>  <p>Paxillin antibody (GTX125891) </p> |

Zebrafish-Validated Antibodies



| Cat. No. | Product Name | Clonality | Reactivity | Applications |
|-----------|---|-----------|---|--|
| GTX124302 | Aldh1a2 antibody | Rb pAb | Zfsh | WB, IHC-Fr, IHC-Wm |
| GTX125890 | Cdh1 antibody | Rb pAb | Zfsh | IHC-Fr, IHC-Wm, IHC |
| GTX128365 | Elav3+4 antibody | Rb pAb | Hu,Zfsh | ICC/IF, IHC-Fr, IHC-Wm |
| GTX128741 | Gfap antibody | Rb pAb | Zfsh,Fish | WB, ICC/IF, IHC-Fr, IHC-Wm |
| GTX127342 | Histone H2A.XS139ph (phospho Ser139) antibody | Rb pAb | Hu,Zfsh | WB, ICC/IF, IHC-P, IHC-Fr, IHC-Wm, IHC |
| GTX128201 | Isl1 antibody | Rb pAb | Zfsh | WB, IHC-Wm |
| GTX124771 | Mtor antibody | Rb pAb | Zfsh | WB, IHC-P, IHC-Wm |
| GTX132491 | Nanog antibody | Rb pAb | Zfsh | WB |
| GTX128843 | Pax6a+b antibody | Rb pAb | Zfsh | IHC-Wm |
| GTX124496 | Pcna antibody | Rb pAb | Zfsh,Japanese Medaka, Nothobranchius furzeri | WB, IHC-P, IHC-Fr, IHC-Wm, Immunostaining |
| GTX128374 | Sox10 antibody | Rb pAb | Zfsh,Chk,Japanese Medaka | WB, IHC-P, IHC-Fr, IHC-Wm, IHC |
| GTX124477 | Sox2 antibody | Rb pAb | Zfsh,Japanese Medaka,Fish | WB, ICC/IF, IHC-P, IHC-Fr, IHC-Wm |
| GTX132494 | Sox3 antibody | Rb pAb | Zfsh | WB, IHC-Fr, IHC-Wm, ChIP assay |
| GTX128306 | Vasa antibody | Rb pAb | Zfsh,Japanese Medaka,Fish | WB, ICC/IF, IHC-P, IHC-Wm, IHC |

Drosophila-Validated Antibodies



EPRS antibody
(GTX130848)

GABA antibody
(GTX125988)

Histone H3 antibody
(GTX122148)

Twist1/2 antibody
(GTX127310)

| Cat. No. | Product Name | Clonality | Reactivity | Applications |
|-----------|--|-----------|--------------------------|---------------------------|
| GTX104940 | ADAM10 antibody [N2C1], Internal | Rb pAb | Hu,Ms,Dm | WB, ICC/IF, IHC-P |
| GTX103311 | Arp2 antibody [N1C3] | Rb pAb | Hu,Ms,Rat,Dm | WB, ICC/IF, IHC-P |
| GTX637308 | beta Tubulin 3/ Tuj1 antibody [HL1709] | Rb mAb | Hu,Ms,Rat,Dm | WB, ICC/IF, IHC-P |
| GTX637556 | CaMKII antibody [HL1831] | Rb mAb | Hu,Ms,Rat,Dm | WB, ICC/IF, IHC-P |
| GTX128155 | CDC2 (phospho Tyr15) antibody | Rb pAb | Hu,Dm | WB, IHC-P, IP |
| GTX108585 | Cytochrome C antibody | Rb pAb | Hu,Ms,Rat,Dm,Dog | WB, ICC/IF, IHC-P, IHC-Fr |
| GTX635617 | ERK1 (phospho Thr202/Tyr204) + ERK2 (phospho Thr185/Tyr187) antibody [HL173] | Rb mAb | Hu,Ms,Rat,Dm | WB, ICC/IF, IHC-P |
| GTX105765 | GLUD1 + GLUD2 antibody | Rb pAb | Hu,Ms,Rat,Dm | WB, ICC/IF, IHC-P, ELISA |
| GTX110089 | HSP60 antibody | Rb pAb | Hu,Ms,Rat,Zfsh,Dm,Hm | WB, ICC/IF, IHC-P, ELISA |
| GTX109753 | Hsp90 alpha antibody | Rb pAb | Hu,Ms,Rat,Dm,Mk,Nematode | WB, ICC/IF, IHC-P, IP |
| GTX133934 | JNK (phospho Thr183/Tyr185) antibody | Rb pAb | Hu,Ms,Dm | WB, IHC-P |
| GTX637278 | MAT1A + MAT2A antibody [HL1679] | Rb mAb | Hu,Ms,Dm | WB |
| GTX124112 | nrv2.1 antibody | Rb pAb | Dm | WB |
| GTX132574 | Park7 / DJ-1 antibody | Rb pAb | Hu,Ms,Rat,Dm | WB, IHC-P |
| GTX637252 | Synaptotagmin 1 antibody [HL1654] | Rb mAb | Hu,Ms,Rat,Dm | WB, ICC/IF |


Loading Control Antibodies




Flyer
Loading Control

MW large → small


| MW(kDa) | >80 kDa | 70-80 kDa | 60-70 kDa | 50-60 kDa | 40-50 kDa | 30-40 kDa | 20-30 kDa | <20 kDa |
|--------------|--------------------|-------------------------------------|-------------------|---|---------------------|--------------------|---------------|------------------------|
| Cytosol | | | | | | GAPDH (36 kDa) | | Cyclophilin A (18 kDa) |
| Nucleus | | Nuclear Matrix Protein p84 (76 kDa) | Lamin B1 (66 kDa) | | | TBP/TFIID (38 kDa) | PCNA (29 kDa) | Histone H3 (15 kDa) |
| Cytoskeleton | Vinculin (124 kDa) | | | alpha Tubulin (55 kDa) beta Tubulin (50 kDa) | beta Actin (42 kDa) | | | Cofilin (19 kDa) |
| Mitochondria | | SDHA (73 kDa) | HSP60 (61 kDa) | | | VDAC1 (31 kDa) | COX4 (20 kDa) | Cytochrome C (12 kDa) |
| Serum | | Transferrin (77 kDa) | Albumin (69 kDa) | | | | | |



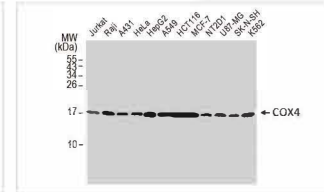
alpha Tubulin antibody [GT114]
(GTX628802)



beta Actin antibody
(GTX109639)



GAPDH antibody
(GTX100118)




COX4 antibody
(GTX114330)

| Cat. No. | Product Name | Clonality | Reactivity | Applications |
|-----------|---------------------------------------|------------|--|--|
| GTX637622 | Vinculin antibody [HL1873] | Rec Rb mAb | Cat, Dog, Hu, Ms, Rat, Zfsh | IHC-P, WB |
| GTX112729 | Transferrin antibody [N3C2], Internal | Rb pAb | Hu, Rat | ICC/IF, IHC-P, WB |
| GTX636335 | SDHA antibody [HL1117] | Rec Rb mAb | Hu, Ms, Rat, Zfsh | ICC/IF, IHC-P, IHC-Wm, WB |
| GTX110089 | HSP60 antibody | Rb pAb | Dm, Hm, Hu, Ms, Rat, Zfsh | ELISA, ICC/IF, IHC-P, WB |
| GTX112141 | alpha Tubulin antibody | Rb pAb | C. elegans, Chk, Dm, Hu, Mosq, Ms, Rat, Tetrahymena | ICC/IF, IHC-Fr, IHC-P, WB |
| GTX101279 | beta Tubulin antibody | Rb pAb | Hm, Hu, Ms, Rat, Zfsh | ICC/IF, IHC-P, IHC-Wm, WB |
| GTX629630 | beta Actin antibody [GT5512] | Ms mAb | Cat, Dm, Dog, Goat, Hu, Mk, Ms, Rat, Rb, Xenopus, Yeast, Zfsh | ICC/IF, IHC-P, IP, WB |
| GTX627408 | GAPDH antibody [GT239] | Ms mAb | C. albicans, Dm, Dog, E. coli, Hu, Mk, Ms, Pig, Rat, Yeast, Zfsh | EMSA, ICC/IF, IHC-P, WB |
| GTX114187 | VDAC1 antibody [N1C2] | Rb pAb | Hu, Ms, Rat | ICC/IF, IHC-P, WB |
| GTX100539 | PCNA antibody | Rb pAb | Golden Syrian Hamster, Hu, Ms, Rat | FISH, ICC/IF, IHC, IHC-Fr, IHC-P, IP, WB |
| GTX638316 | COX4 antibody [HL2264] | Rb mAb | Hu, Ms, Rat | ICC/IF, IHC-P, WB |
| GTX102156 | Cofilin 1 antibody | Rb pAb | Hu, Ms, Rat | ICC/IF, IHC-Fr, IHC-P, WB |

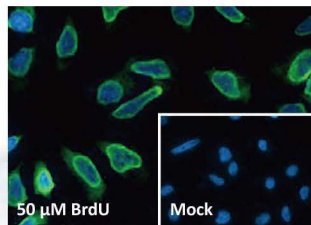
Epitope Tag & Reporter Antibodies



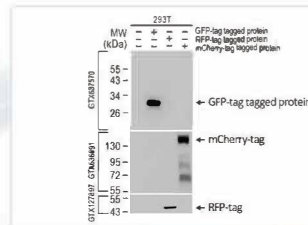
Flyer
Epitope Tag &
Reporter Antibodies



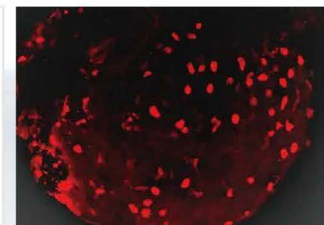
HA tag antibody [GT423]
(GTX628489)



BrdU antibody [HL1111]
(GTX636326)



GFP antibody [HL1845]
(GTX637570)



mCherry antibody
(GTX128508)

| Cat. No. | Product Name | Clonality | Applications |
|-----------|--------------------------------------|------------|--|
| GTX628914 | 6X His tag antibody [GT359] | Ms mAb | ELISA, ICC/IF, IP, WB |
| GTX128091 | BrdU antibody | Rb pAb | FACS, ICC/IF, IHC, IHC-Fr, IHC-P |
| GTX636630 | DDDDK tag antibody [GT1216] | Ms mAb | ICC/IF, IP, WB |
| GTX638142 | Firefly Luciferase antibody [HL2164] | Rec Rb mAb | ICC/IF, WB |
| GTX113617 | GFP antibody | Rb pAb | Dot, ELISA, ICC/IF, IHC, IHC-Fr, IHC-P, IHC-Wm, IP, WB |
| GTX637082 | HA tag antibody [HL1603] | Rec Rb mAb | ELISA, ICC/IF, IHC-P (cell pellet), WB |
| GTX636956 | mCherry antibody [HL1482] | Rec Rb mAb | ICC/IF, IHC-P (cell pellet), WB |
| GTX637929 | RFP antibody [HL2028] | Rec Rb mAb | ICC/IF, WB |
| GTX636653 | Strep epitope Tag antibody [HL1251] | Rec Rb mAb | ICC/IF, IHC-P (cell pellet), IP, WB |
| GTX628529 | V5 tag antibody [GT1071] | Ms mAb | ICC/IF, IP, WB |